

2023 Annual Agency Profile - White Mountain Apache Tribe (NTD ID 99334)

Mailing Address: 306 N. CHIEF AVE.
WHITERIVER, AZ

Website:

Geographic Coverage

Primary Urbanized/Rural Area Arizona Non-UZA
Other Areas Served:

Assets

Revenue Vehicles 9
Service Vehicles 1
Facilities

Service Consumed

Annual Unlinked Trips (UPT) 24,400

Service Supplied

Annual Vehicle Revenue Miles (VRM) 162,776
Annual Vehicle Revenue Hours (VRH) 5,434
Vehicles Operated in Maximum Service (VOMS) 5

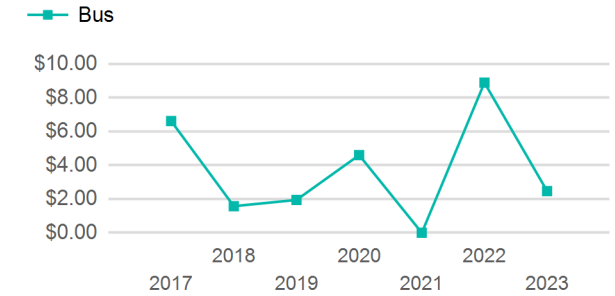
Modal Characteristics

Mode	Annual Unlinked Passenger Trips	Directly Operated VOMS	Purchased Transportation VOMS	Annual Vehicle Revenue Miles	Annual Vehicle Revenue Hours
Bus	24,400	5	0	162,776	5,434
Total	24,400	5	0	162,776	5,434

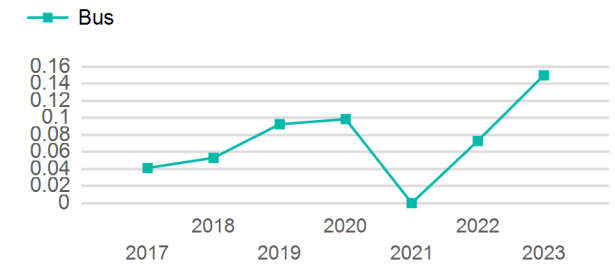
Metrics

Mode	Service Efficiency		Service Effectiveness		
	OE per VRM	OE per VRH	UPT per VRM	UPT per VRH	OE per UPT
Bus	\$2.47	\$73.90	0.1	4.5	\$16.46
Total	\$2.47	\$73.90	0.1	4.5	\$16.46

Operating Expenses per Vehicle Revenue Mile



Unlinked Passenger Trip per Vehicle Revenue Mile



2023 Annual Agency Profile - White Mountain Apache Tribe (NTD ID 99334)

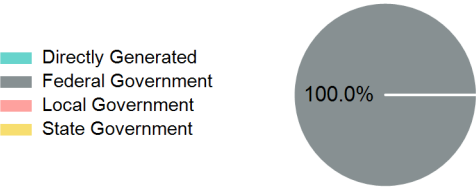
2023 Funding Breakdown

Summary of Operating Expenses (OE)

Sources of Operating Funds Expended

Operating Funding Sources

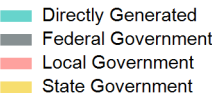
Mode	Operating Expenses	Fare Revenues	Directly Generated	Federal Government	Local Government	State Government	Total Operating Funds Expended
Bus	\$401,588	\$0	\$0	\$401,588	\$0	\$0	\$401,588
Total	\$401,588	\$0					



Capital Funding Sources

Sources of Capital Funds Expended

Directly Generated	\$0
Federal Government	\$0
Local Government	\$0
State Government	\$0
Total Capital Funds Expended	\$0



2023 Asset Management

Transit Asset Management (TAM) Tier

Tier II

TAM Sponsor NTD ID

Metrics

Mode	Average Fleet Age in Years
Bus	3.3