

2023 Annual Agency Profile - Elko County (NTD ID 91061)

Mailing Address: 569 COURT ST
ELKO, NV

Website: www.getmyrideelko.com

Service Consumed

Annual Unlinked Trips (UPT) 26,945

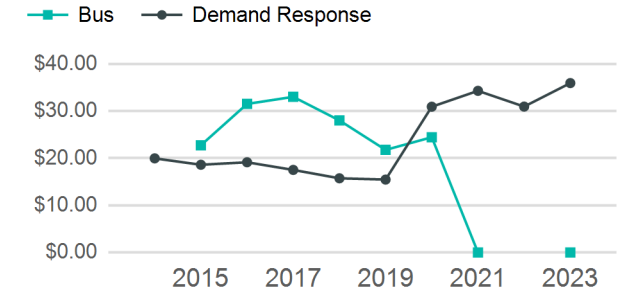
Assets

Revenue Vehicles 10
Service Vehicles
Facilities

Service Supplied

Annual Vehicle Revenue Miles (VRM) 147,512
Annual Vehicle Revenue Hours (VRH) 10,046
Vehicles Operated in Maximum Service (VOMS) 10

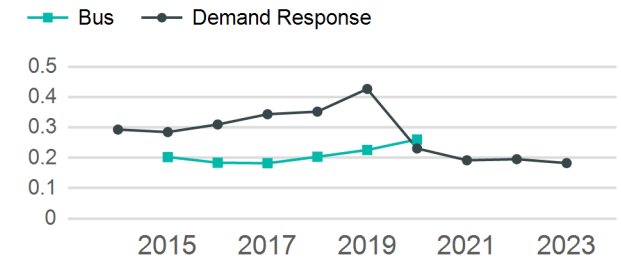
Operating Expenses per Vehicle Revenue Mile



Modal Characteristics

Mode	Annual Unlinked Passenger Trips	Directly Operated VOMS	Purchased Transportation VOMS	Annual Vehicle Revenue Miles	Annual Vehicle Revenue Hours
Demand Response	26,945	10	0	147,512	10,046
Bus	0	0	0	0	0
Total	26,945	10	0	147,512	10,046

Unlinked Passenger Trip per Vehicle Revenue Mile



Mode	Service Efficiency		Service Effectiveness		
	OE per VRM	OE per VRH	UPT per VRM	UPT per VRH	OE per UPT
Demand Response	\$6.56	\$96.36	0.2	2.7	\$35.93
Bus	\$0.00	\$0.00	0.0	0.0	\$0.00
Total	\$6.56	\$96.36	0.2	2.7	\$35.93

2023 Annual Agency Profile - Elko County (NTD ID 91061)

2023 Funding Breakdown

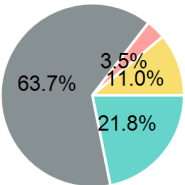
Summary of Operating Expenses (OE)

Sources of Operating Funds Expended

Operating Funding Sources

Mode	Operating Expenses	Fare Revenues
Demand Response	\$968,037	\$0
Bus	\$0	\$0
Total	\$968,037	\$0

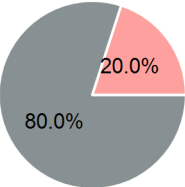
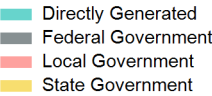
Directly Generated	\$211,401
Federal Government	\$616,308
Local Government	\$33,518
State Government	\$106,810
Total Operating Funds Expended	\$968,037



Capital Funding Sources

Sources of Capital Funds Expended

Directly Generated	\$0
Federal Government	\$4,977
Local Government	\$1,244
State Government	\$0
Total Capital Funds Expended	\$6,221



2023 Asset Management

Transit Asset Management (TAM) Tier	Tier II	TAM Sponsor NTD ID	9R04
-------------------------------------	---------	--------------------	------

Metrics

Mode	Average Fleet Age in Years
Demand Response	5.0
Bus	0.0