

# 2023 Annual Agency Profile - Humboldt Transit Authority (NTD ID 91036)

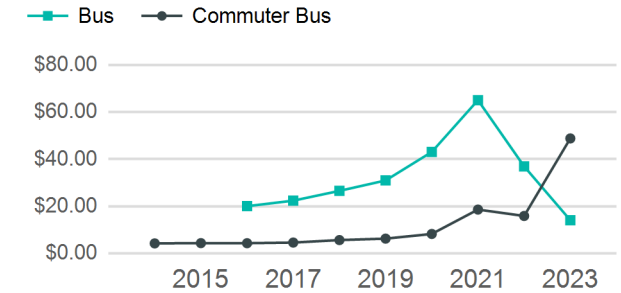
**Mailing Address:** 133 V ST  
EUREKA, CA

**Website:** <http://www.hta.org/>

## Service Consumed

**Annual Unlinked Trips (UPT)** 303,929

## Operating Expenses per Vehicle Revenue Mile



## Assets

**Revenue Vehicles** 32  
**Service Vehicles** 9  
**Facilities** 2

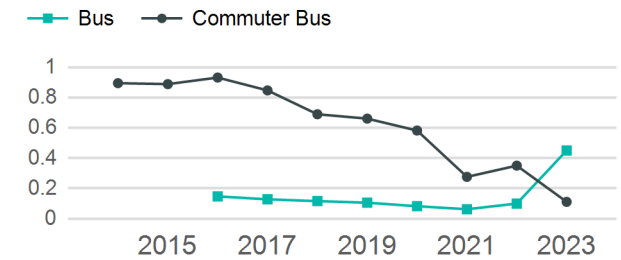
## Service Supplied

**Annual Vehicle Revenue Miles (VRM)** 845,654  
**Annual Vehicle Revenue Hours (VRH)** 36,799  
**Vehicles Operated in Maximum Service (VOMS)** 14

## Modal Characteristics

Mode	Annual Unlinked Passenger Trips	Directly Operated VOMS	Purchased Transportation VOMS	Annual Vehicle Revenue Miles	Annual Vehicle Revenue Hours
Bus	278,562	9	0	618,300	29,982
Commuter Bus	25,367	5	0	227,354	6,817
Demand Response	0	0	0	0	0
<b>Total</b>	<b>303,929</b>	<b>14</b>	<b>0</b>	<b>845,654</b>	<b>36,799</b>

## Unlinked Passenger Trip per Vehicle Revenue Mile



## Metrics

### Service Efficiency

### Service Effectiveness

Mode	OE per VRM	OE per VRH	UPT per VRM	UPT per VRH	OE per UPT
Bus	\$6.36	\$131.10	0.5	9.3	\$14.11
Commuter Bus	\$5.44	\$181.59	0.1	3.7	\$48.80
Demand Response	\$0.00	\$0.00	0.0	0.0	\$0.00
<b>Total</b>	<b>\$6.11</b>	<b>\$140.45</b>	<b>0.4</b>	<b>8.3</b>	<b>\$17.01</b>

2023 Annual Agency Profile - Humboldt Transit Authority (NTD ID 91036)

2023 Funding Breakdown

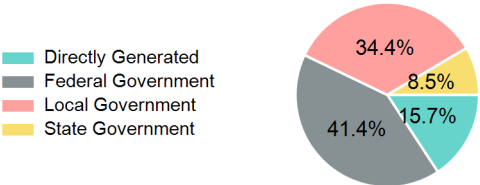
Summary of Operating Expenses (OE)

Sources of Operating Funds Expended

Operating Funding Sources

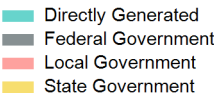
Mode	Operating Expenses	Fare Revenues
Bus	\$3,930,557	\$0
Commuter Bus	\$1,237,898	\$0
Demand Response	\$0	\$0
Total	\$5,168,455	\$0

Directly Generated	\$811,906
Federal Government	\$2,139,086
Local Government	\$1,780,382
State Government	\$437,081
Total Operating Funds Expended	\$5,168,455



Capital Funding Sources

Sources of Capital Funds Expended



Directly Generated	\$0
Federal Government	\$0
Local Government	\$0
State Government	\$0
Total Capital Funds Expended	\$0

2023 Asset Management

Transit Asset Management (TAM) Tier	Tier II	TAM Sponsor NTD ID	A0009
-------------------------------------	---------	--------------------	-------

Metrics

Mode	Average Fleet Age in Years
Bus	6.5
Commuter Bus	9.2
Demand Response	5.8