

2023 Annual Agency Profile - Nye County (NTD ID 91029)

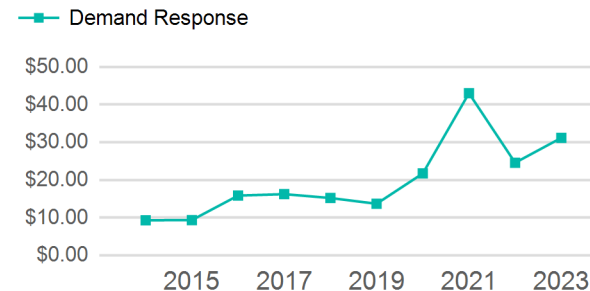
Mailing Address: 101 RADAR RD
TONOPAH, NV

Website: <https://www.nyecountynv.gov/965/Transportation>

Service Consumed

Annual Unlinked Trips (UPT) 5,298

Operating Expenses per Vehicle Revenue Mile



Assets

Revenue Vehicles 7
Service Vehicles
Facilities

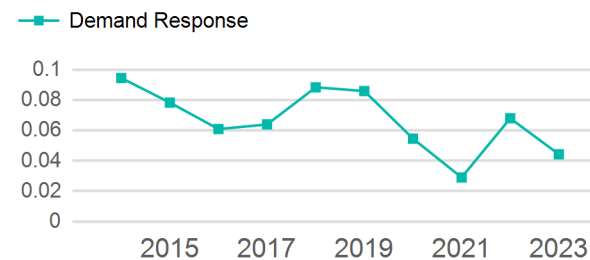
Service Supplied

Annual Vehicle Revenue Miles (VRM) 119,593
Annual Vehicle Revenue Hours (VRH) 2,793
Vehicles Operated in Maximum Service (VOMS) 7

Modal Characteristics

Mode	Annual Unlinked Passenger Trips	Directly Operated VOMS	Purchased Transportation VOMS	Annual Vehicle Revenue Miles	Annual Vehicle Revenue Hours
Demand Response	5,298	7	0	119,593	2,793
Total	5,298	7	0	119,593	2,793

Unlinked Passenger Trip per Vehicle Revenue Mile



Metrics

Mode	Service Efficiency		Service Effectiveness		
	OE per VRM	OE per VRH	UPT per VRM	UPT per VRH	OE per UPT
Demand Response	\$1.38	\$59.15	0.0	1.9	\$31.18
Total	\$1.38	\$59.15	0.0	1.9	\$31.18

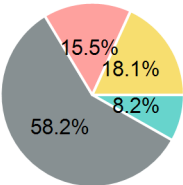
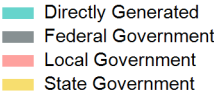
2023 Annual Agency Profile - Nye County (NTD ID 91029)

2023 Funding Breakdown

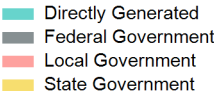
Summary of Operating Expenses (OE)

Sources of Operating Funds Expended

Operating Funding Sources



Capital Funding Sources



Sources of Capital Funds Expended

Directly Generated	\$0
Federal Government	\$0
Local Government	\$0
State Government	\$0

Total Capital Funds Expended \$0

Mode	Operating Expenses	Fare Revenues
Demand Response	\$165,202	\$0
Total	\$165,202	\$0

2023 Asset Management

Transit Asset Management (TAM) Tier	Tier II	TAM Sponsor NTD ID	9R04
Metrics			

Mode	Average Fleet Age in Years
Demand Response	5.6