

2023 Annual Agency Profile - Helping Hands Agency, Inc. (NTD ID 91016)

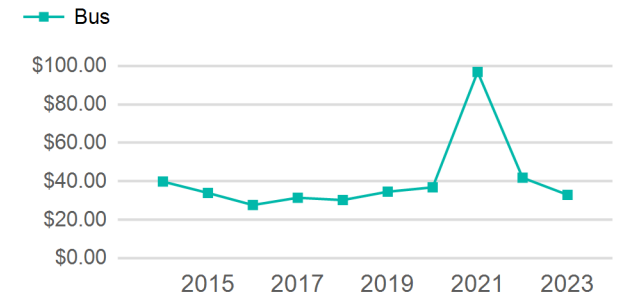
Mailing Address: 645 N Navajo
Page, AZ

Website: <http://www.helpinghandsagency.com>

Service Consumed

Annual Unlinked Trips (UPT) 23,473

Operating Expenses per Vehicle Revenue Mile



Assets

Revenue Vehicles 14
Service Vehicles
Facilities

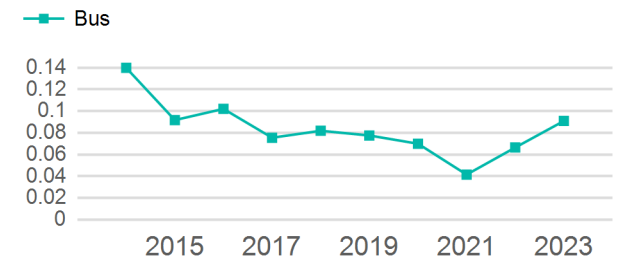
Service Supplied

Annual Vehicle Revenue Miles (VRM) 258,246
Annual Vehicle Revenue Hours (VRH) 10,169
Vehicles Operated in Maximum Service (VOMS) 4

Modal Characteristics

Mode	Annual Unlinked Passenger Trips	Directly Operated VOMS	Purchased Transportation VOMS	Annual Vehicle Revenue Miles	Annual Vehicle Revenue Hours
Bus	23,473	4	0	258,246	10,169
Total	23,473	4	0	258,246	10,169

Unlinked Passenger Trip per Vehicle Revenue Mile



Metrics

Service Efficiency

Service Effectiveness

Mode	OE per VRM	OE per VRH	UPT per VRM	UPT per VRH	OE per UPT
Bus	\$3.00	\$76.23	0.1	2.3	\$33.02
Total	\$3.00	\$76.23	0.1	2.3	\$33.02

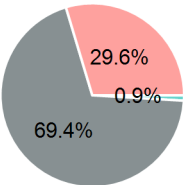
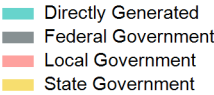
2023 Annual Agency Profile - Helping Hands Agency, Inc. (NTD ID 91016)

2023 Funding Breakdown

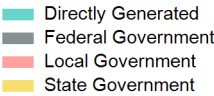
Summary of Operating Expenses (OE)

Sources of Operating Funds Expended

Operating Funding Sources



Capital Funding Sources



Sources of Capital Funds Expended

Directly Generated	\$0
Federal Government	\$0
Local Government	\$0
State Government	\$0

Total Capital Funds Expended \$0

Mode	Operating Expenses	Fare Revenues
Bus	\$775,177	\$0
Total	\$775,177	\$0

2023 Asset Management

Transit Asset Management (TAM) Tier	Tier II	TAM Sponsor NTD ID	9R01
Metrics			
Mode	Average Fleet Age in Years		
Bus	11.0		