

2023 Annual Agency Profile - City of Santa Fe Springs (NTD ID 90290)

Mailing Address: 11710 Telegraph Rd
Santa Fe Springs, CA

Website: https://www.santafesprings.org/departments/transportation_services.php

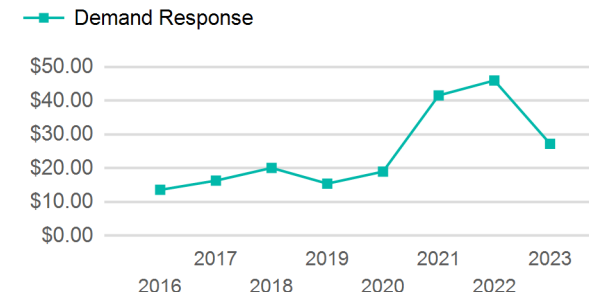
Geographic Coverage

Primary Urbanized/Rural Area Los Angeles--Long Beach--Anaheim, CA
Service Area Population 18,261
Service Area Sq. Miles 25
Other Areas Served:

Service Consumed

Annual Unlinked Trips (UPT) 5,668

Operating Expenses per Vehicle Revenue Mile



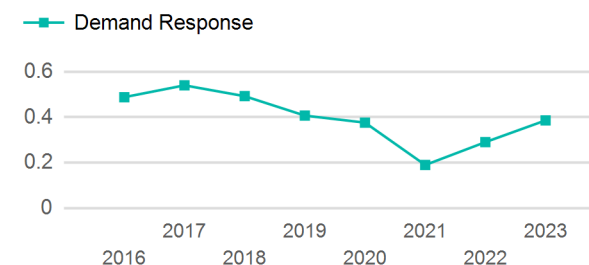
Assets

Revenue Vehicles 3
Service Vehicles
Facilities 1

Service Supplied

Annual Vehicle Revenue Miles (VRM) 14,694
Annual Vehicle Revenue Hours (VRH) 2,588
Vehicles Operated in Maximum Service (VOMS) 2

Unlinked Passenger Trip per Vehicle Revenue Mile



Modal Characteristics

Mode	Annual Unlinked Passenger Trips	Directly Operated VOMS	Purchased Transportation VOMS	Annual Vehicle Revenue Miles	Annual Vehicle Revenue Hours
Demand Response	5,668	2	0	14,694	2,588
Total	5,668	2	0	14,694	2,588

Metrics

Mode	Service Efficiency		Service Effectiveness		
	OE per VRM	OE per VRH	UPT per VRM	UPT per VRH	OE per UPT
Demand Response	\$27.24	\$154.67	0.4	2.2	\$70.62
Total	\$27.24	\$154.67	0.4	2.2	\$70.62

2023 Annual Agency Profile - City of Santa Fe Springs (NTD ID 90290)

2023 Funding Breakdown

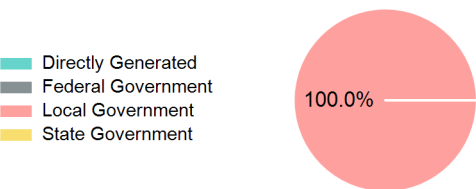
Summary of Operating Expenses (OE)

Sources of Operating Funds Expended

Operating Funding Sources

Mode	Operating Expenses	Fare Revenues
Demand Response	\$400,284	\$0
Total	\$400,284	\$0

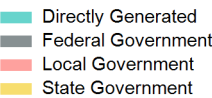
Directly Generated	\$0
Federal Government	\$0
Local Government	\$400,284
State Government	\$0
Total Operating Funds Expended	\$400,284



Capital Funding Sources

Sources of Capital Funds Expended

Directly Generated	\$0
Federal Government	\$0
Local Government	\$0
State Government	\$0
Total Capital Funds Expended	\$0



2023 Asset Management

Transit Asset Management (TAM) Tier Tier II

TAM Sponsor NTD ID

Metrics

Mode	Average Fleet Age in Years
Demand Response	5.3