

2023 Annual Agency Profile - City of Monterey Park (NTD ID 90286)

Mailing Address: 320 WEST NEWMARK AVENUE
MONTEREY PARK, CA

Website: <http://www.montereypark.ca.gov/549/Spirit-Bus>

Geographic Coverage

Primary Urbanized/Rural Area Los Angeles--Long Beach--Anaheim, CA
Service Area Population 61,828
Service Area Sq. Miles 8
Other Areas Served:

Service Consumed

Annual Unlinked Trips (UPT) 37,169

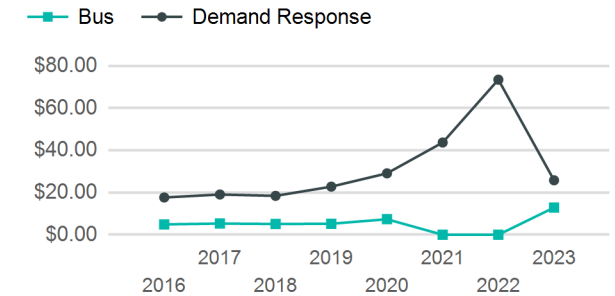
Assets

Revenue Vehicles 12
Service Vehicles
Facilities

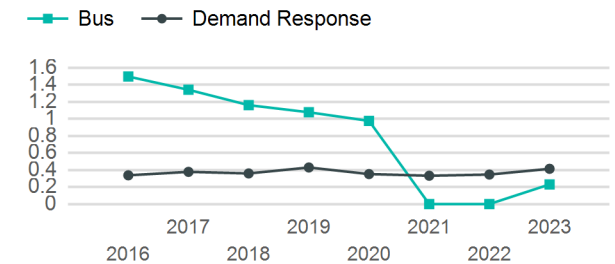
Service Supplied

Annual Vehicle Revenue Miles (VRM) 141,453
Annual Vehicle Revenue Hours (VRH) 12,594
Vehicles Operated in Maximum Service (VOMS) 12

Operating Expenses per Vehicle Revenue Mile



Unlinked Passenger Trip per Vehicle Revenue Mile



Modal Characteristics

Mode	Annual Unlinked Passenger Trips	Directly Operated VOMS	Purchased Transportation VOMS	Annual Vehicle Revenue Miles	Annual Vehicle Revenue Hours
Bus	26,857	0	8	116,534	9,454
Demand Response	10,312	4	0	24,919	3,140
Total	37,169	4	8	141,453	12,594

Metrics

Service Efficiency

Service Effectiveness

Mode	OE per VRM	OE per VRH	UPT per VRM	UPT per VRH	OE per UPT
Bus	\$12.87	\$158.64	0.2	2.8	\$55.84
Demand Response	\$25.79	\$204.71	0.4	3.3	\$62.33
Total	\$15.15	\$170.12	0.3	3.0	\$57.64

2023 Annual Agency Profile - City of Monterey Park (NTD ID 90286)

2023 Funding Breakdown

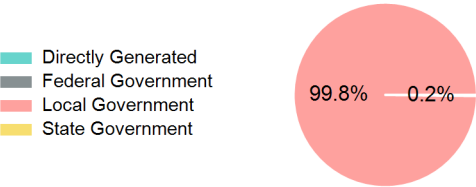
Summary of Operating Expenses (OE)

Sources of Operating Funds Expended

Operating Funding Sources

Mode	Operating Expenses	Fare Revenues
Bus	\$1,499,741	\$0
Demand Response	\$642,775	\$0
Total	\$2,142,516	\$0

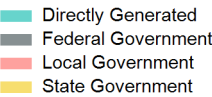
Directly Generated	\$4,137
Federal Government	\$0
Local Government	\$2,154,231
State Government	\$0
Total Operating Funds Expended	\$2,158,368



Capital Funding Sources

Sources of Capital Funds Expended

Directly Generated	\$0
Federal Government	\$0
Local Government	\$0
State Government	\$0
Total Capital Funds Expended	\$0



2023 Asset Management

Transit Asset Management (TAM) Tier	Tier II	TAM Sponsor NTD ID	A0003
-------------------------------------	---------	--------------------	-------

Metrics

Mode	Average Fleet Age in Years
Bus	8.0
Demand Response	13.0