

2023 Annual Agency Profile - Yankton Sioux Tribe (NTD ID 88194)

Mailing Address: 800 MAIN AVE SW
WAGNER, SD

Website: <http://www.yanktonsiouxtribe.net>

Geographic Coverage

Primary Urbanized/Rural Area South Dakota Non-UZA

Other Areas Served:

Assets

Revenue Vehicles 10

Service Vehicles

Facilities 1

Service Consumed

Annual Unlinked Trips (UPT) 5,470

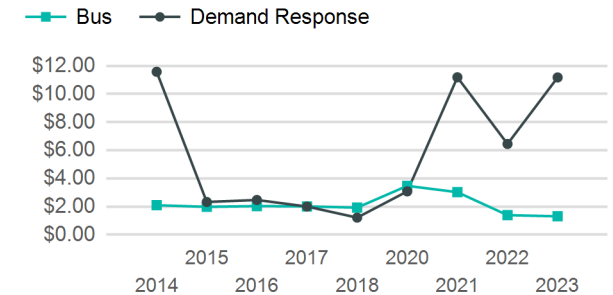
Service Supplied

Annual Vehicle Revenue Miles (VRM) 133,547

Annual Vehicle Revenue Hours (VRH) 5,081

Vehicles Operated in Maximum Service (VOMS) 5

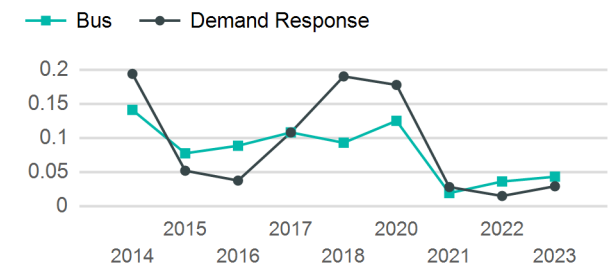
Operating Expenses per Vehicle Revenue Mile



Modal Characteristics

Mode	Annual Unlinked Passenger Trips	Directly Operated VOMS	Purchased Transportation VOMS	Annual Vehicle Revenue Miles	Annual Vehicle Revenue Hours
Bus	4,891	3	0	113,600	4,152
Demand Response	579	2	0	19,947	929
Total	5,470	5	0	133,547	5,081

Unlinked Passenger Trip per Vehicle Revenue Mile



Metrics

Mode	Service Efficiency		Service Effectiveness		
	OE per VRM	OE per VRH	UPT per VRM	UPT per VRH	OE per UPT
Bus	\$1.31	\$35.80	0.0	1.2	\$30.39
Demand Response	\$11.18	\$240.02	0.0	0.6	\$385.11
Total	\$2.78	\$73.14	0.0	1.1	\$67.94

2023 Annual Agency Profile - Yankton Sioux Tribe (NTD ID 88194)

2023 Funding Breakdown

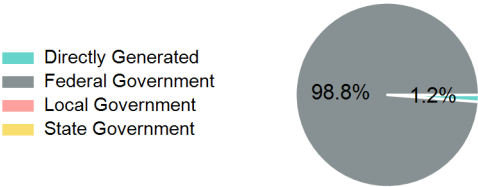
Summary of Operating Expenses (OE)

Sources of Operating Funds Expended

Operating Funding Sources

Mode	Operating Expenses	Fare Revenues
Bus	\$148,652	\$0
Demand Response	\$222,979	\$0
Total	\$371,631	\$0

Directly Generated	\$4,513
Federal Government	\$367,118
Local Government	\$0
State Government	\$0
Total Operating Funds Expended	\$371,631



Capital Funding Sources

Sources of Capital Funds Expended

Directly Generated	\$0
Federal Government	\$0
Local Government	\$0
State Government	\$0
Total Capital Funds Expended	\$0



2023 Asset Management

Transit Asset Management (TAM) Tier	Tier II	TAM Sponsor NTD ID	8R04
-------------------------------------	---------	--------------------	------

Metrics

Mode	Average Fleet Age in Years
Bus	5.2
Demand Response	5.2