

2023 Annual Agency Profile - Lower Brule Sioux Tribe (NTD ID 88176)

Mailing Address: 187 OYATE CIR
LOWER BRULE, SD

Website: www.lowerbrulesiouxtribe.com/copy-of-icwa

Geographic Coverage

Primary Urbanized/Rural Area South Dakota Non-UZA

Other Areas Served:

Assets

Revenue Vehicles 20
Service Vehicles 2
Facilities 1

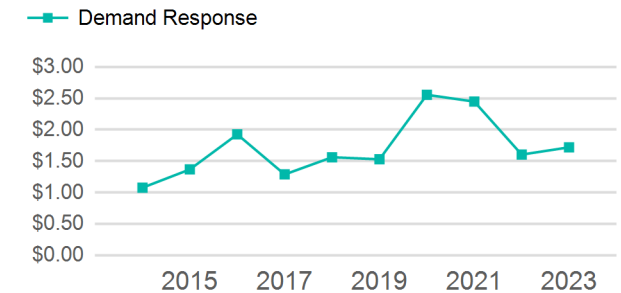
Service Consumed

Annual Unlinked Trips (UPT) 11,070

Service Supplied

Annual Vehicle Revenue Miles (VRM) 252,669
Annual Vehicle Revenue Hours (VRH) 7,664
Vehicles Operated in Maximum Service (VOMS) 4

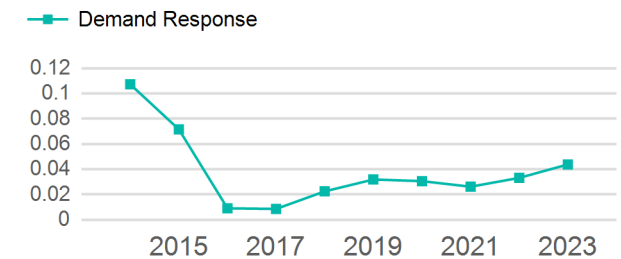
Operating Expenses per Vehicle Revenue Mile



Modal Characteristics

Mode	Annual Unlinked Passenger Trips	Directly Operated VOMS	Purchased Transportation VOMS	Annual Vehicle Revenue Miles	Annual Vehicle Revenue Hours
Demand Response	11,070	4	0	252,669	7,664
Total	11,070	4	0	252,669	7,664

Unlinked Passenger Trip per Vehicle Revenue Mile



Metrics

Mode	Service Efficiency		Service Effectiveness		
	OE per VRM	OE per VRH	UPT per VRM	UPT per VRH	OE per UPT
Demand Response	\$1.72	\$56.72	0.0	1.4	\$39.27
Total	\$1.72	\$56.72	0.0	1.4	\$39.27

2023 Annual Agency Profile - Lower Brule Sioux Tribe (NTD ID 88176)

2023 Funding Breakdown

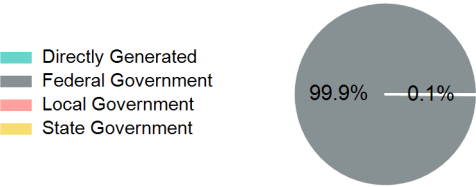
Summary of Operating Expenses (OE)

Sources of Operating Funds Expended

Operating Funding Sources

Mode	Operating Expenses	Fare Revenues
Demand Response	\$434,691	\$0
Total	\$434,691	\$0

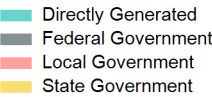
Directly Generated	\$585
Federal Government	\$434,106
Local Government	\$0
State Government	\$0
Total Operating Funds Expended	\$434,691



Capital Funding Sources

Sources of Capital Funds Expended

Directly Generated	\$0
Federal Government	\$0
Local Government	\$0
State Government	\$0
Total Capital Funds Expended	\$0



2023 Asset Management

Transit Asset Management (TAM) Tier	Tier II	TAM Sponsor NTD ID	8R04
Metrics			
Mode	Average Fleet Age in Years		
Demand Response	7.4		