

2023 Annual Agency Profile - Oglala Sioux Tribe (NTD ID 88122)

Mailing Address: 107 W MAIN ST  
PINE RIDGE, SD

Website:

Geographic Coverage

Primary Urbanized/Rural Area South Dakota Non-UZA  
Other Areas Served:

Service Consumed

Annual Unlinked Trips (UPT) 11,512

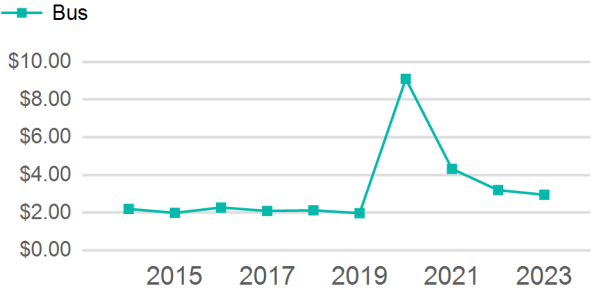
Assets

Revenue Vehicles 7  
Service Vehicles 2  
Facilities 1

Service Supplied

Annual Vehicle Revenue Miles (VRM) 311,004  
Annual Vehicle Revenue Hours (VRH) 9,106  
Vehicles Operated in Maximum Service (VOMS) 7

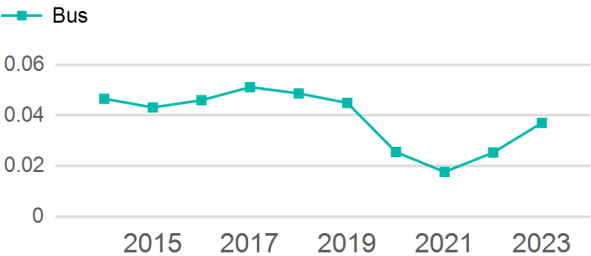
Operating Expenses per Vehicle Revenue Mile



Modal Characteristics

Mode	Annual Unlinked Passenger Trips	Directly Operated VOMS	Purchased Transportation VOMS	Annual Vehicle Revenue Miles	Annual Vehicle Revenue Hours
Bus	11,512	7	0	311,004	9,106
Total	11,512	7	0	311,004	9,106

Unlinked Passenger Trip per Vehicle Revenue Mile



Metrics

	Service Efficiency		Service Effectiveness		
Mode	OE per VRM	OE per VRH	UPT per VRM	UPT per VRH	OE per UPT
Bus	\$2.95	\$100.85	0.0	1.3	\$79.77
Total	\$2.95	\$100.85	0.0	1.3	\$79.77

2023 Annual Agency Profile - Oglala Sioux Tribe (NTD ID 88122)

2023 Funding Breakdown

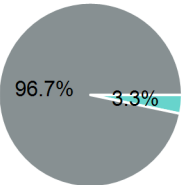
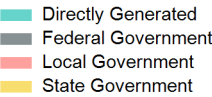
Summary of Operating Expenses (OE)

Sources of Operating Funds Expended

Operating Funding Sources

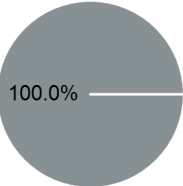
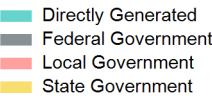
Mode	Operating Expenses	Fare Revenues
Bus	\$918,306	\$0
Total	\$918,306	\$0

Directly Generated	\$29,946
Federal Government	\$888,360
Local Government	\$0
State Government	\$0
Total Operating Funds Expended	\$918,306



Capital Funding Sources

Sources of Capital Funds Expended



Directly Generated	\$0
Federal Government	\$12,994
Local Government	\$0
State Government	\$0
Total Capital Funds Expended	\$12,994

2023 Asset Management

Transit Asset Management (TAM) Tier

Tier II

TAM Sponsor NTD ID

Metrics

Mode	Average Fleet Age in Years
Bus	7.9