

2023 Annual Agency Profile - Northern Cheyenne Tribe (NTD ID 88116)

Mailing Address: 100 COYOTE DR
LAME DEER, MT

Website: www.cheyennenation.com

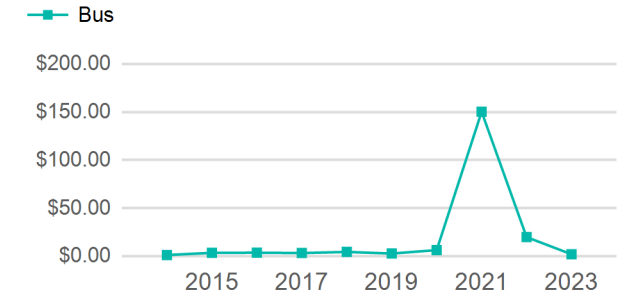
Geographic Coverage

Primary Urbanized/Rural Area Montana Non-UZA
Other Areas Served:

Service Consumed

Annual Unlinked Trips (UPT) 4,257

Operating Expenses per Vehicle Revenue Mile



Assets

Revenue Vehicles 3
Service Vehicles
Facilities

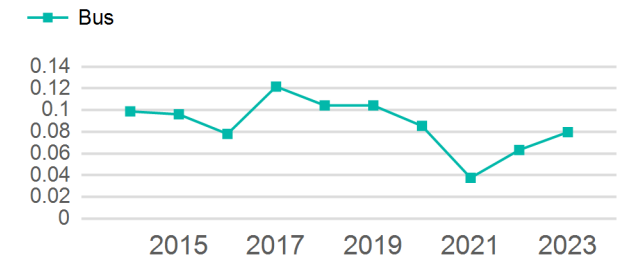
Service Supplied

Annual Vehicle Revenue Miles (VRM) 53,414
Annual Vehicle Revenue Hours (VRH) 1,214
Vehicles Operated in Maximum Service (VOMS) 2

Modal Characteristics

Mode	Annual Unlinked Passenger Trips	Directly Operated VOMS	Purchased Transportation VOMS	Annual Vehicle Revenue Miles	Annual Vehicle Revenue Hours
Bus	4,257	2	0	53,414	1,214
Total	4,257	2	0	53,414	1,214

Unlinked Passenger Trip per Vehicle Revenue Mile



Metrics

Mode	Service Efficiency		Service Effectiveness		
	OE per VRM	OE per VRH	UPT per VRM	UPT per VRH	OE per UPT
Bus	\$2.19	\$96.17	0.1	3.5	\$27.43
Total	\$2.19	\$96.17	0.1	3.5	\$27.43

2023 Annual Agency Profile - Northern Cheyenne Tribe (NTD ID 88116)

2023 Funding Breakdown

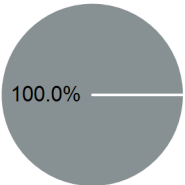
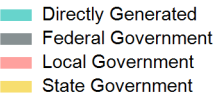
Summary of Operating Expenses (OE)

Sources of Operating Funds Expended

Operating Funding Sources

Mode	Operating Expenses	Fare Revenues
Bus	\$116,752	\$0
Total	\$116,752	\$0

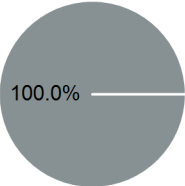
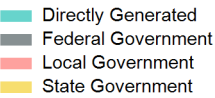
Directly Generated	\$0
Federal Government	\$116,752
Local Government	\$0
State Government	\$0
Total Operating Funds Expended	\$116,752



Capital Funding Sources

Sources of Capital Funds Expended

Directly Generated	\$0
Federal Government	\$287,366
Local Government	\$0
State Government	\$0
Total Capital Funds Expended	\$287,366



2023 Asset Management

Transit Asset Management (TAM) Tier

Tier II

TAM Sponsor NTD ID

Metrics

Mode	Average Fleet Age in Years
Bus	7.7