

2023 Annual Agency Profile - Goshen County Senior Friendship Center (NTD ID 80287)

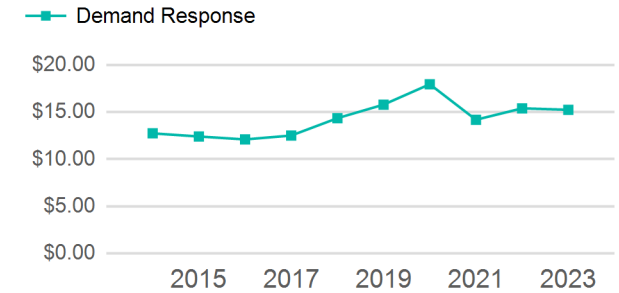
Mailing Address: 216 E 19TH AVE
TORRINGTON, WY

Website: <https://www.goshencountysfc.com/>

Service Consumed

Annual Unlinked Trips (UPT) 17,034

Operating Expenses per Vehicle Revenue Mile



Assets

Revenue Vehicles 5
Service Vehicles
Facilities 1

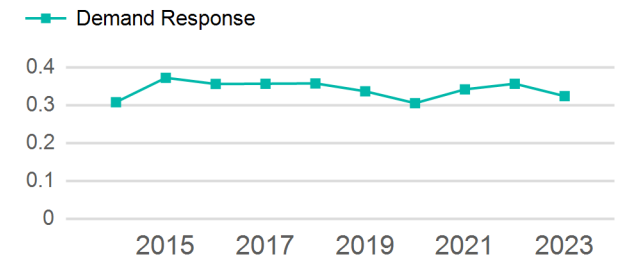
Service Supplied

Annual Vehicle Revenue Miles (VRM) 52,593
Annual Vehicle Revenue Hours (VRH) 4,084
Vehicles Operated in Maximum Service (VOMS) 5

Modal Characteristics

Mode	Annual Unlinked Passenger Trips	Directly Operated VOMS	Purchased Transportation VOMS	Annual Vehicle Revenue Miles	Annual Vehicle Revenue Hours
Demand Response	17,034	5	0	52,593	4,084
Total	17,034	5	0	52,593	4,084

Unlinked Passenger Trip per Vehicle Revenue Mile



Metrics

Mode	Service Efficiency		Service Effectiveness		
	OE per VRM	OE per VRH	UPT per VRM	UPT per VRH	OE per UPT
Demand Response	\$4.93	\$63.55	0.3	4.2	\$15.24
Total	\$4.93	\$63.55	0.3	4.2	\$15.24

2023 Annual Agency Profile - Goshen County Senior Friendship Center (NTD ID 80287)

2023 Funding Breakdown

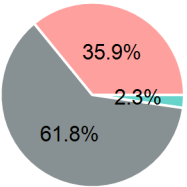
Summary of Operating Expenses (OE)

Sources of Operating Funds Expended

Operating Funding Sources

Mode	Operating Expenses	Fare Revenues
Demand Response	\$259,535	\$0
Total	\$259,535	\$0

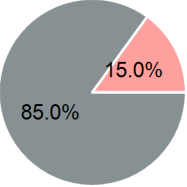
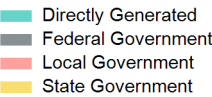
Directly Generated	\$5,897
Federal Government	\$160,411
Local Government	\$93,227
State Government	\$0
Total Operating Funds Expended	\$259,535



Capital Funding Sources

Sources of Capital Funds Expended

Directly Generated	\$0
Federal Government	\$68,437
Local Government	\$12,077
State Government	\$0
Total Capital Funds Expended	\$80,514



2023 Asset Management

Transit Asset Management (TAM) Tier	Tier II	TAM Sponsor NTD ID	8R05
Metrics			

Mode	Average Fleet Age in Years
Demand Response	9.8