

2023 Annual Agency Profile - Archuleta County (NTD ID 80280)

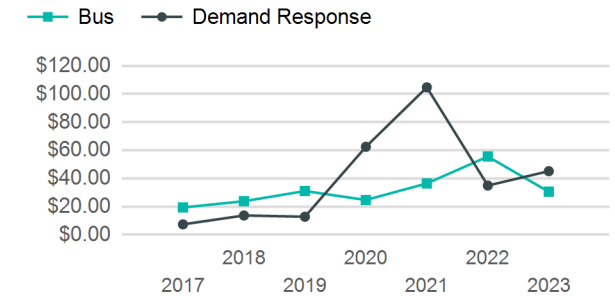
Mailing Address: 398 LEWIS STREET
PAGOSA SPRINGS, CO

Website: <http://archuletacounty.org/681/Transportation-MET>

Service Consumed

Annual Unlinked Trips (UPT) 10,293

Operating Expenses per Vehicle Revenue Mile



Assets

Revenue Vehicles 5
Service Vehicles
Facilities

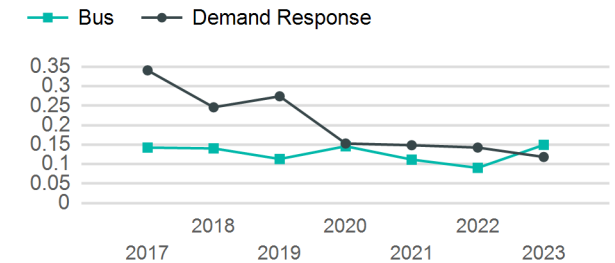
Service Supplied

Annual Vehicle Revenue Miles (VRM) 71,805
Annual Vehicle Revenue Hours (VRH) 4,675
Vehicles Operated in Maximum Service (VOMS) 4

Modal Characteristics

Mode	Annual Unlinked Passenger Trips	Directly Operated VOMS	Purchased Transportation VOMS	Annual Vehicle Revenue Miles	Annual Vehicle Revenue Hours
Bus	8,663	2	0	58,027	3,460
Demand Response	1,630	2	0	13,778	1,215
Total	10,293	4	0	71,805	4,675

Unlinked Passenger Trip per Vehicle Revenue Mile



Metrics

Mode	Service Efficiency		Service Effectiveness		
	OE per VRM	OE per VRH	UPT per VRM	UPT per VRH	OE per UPT
Bus	\$4.56	\$76.53	0.1	2.5	\$30.57
Demand Response	\$5.35	\$60.61	0.1	1.3	\$45.18
Total	\$4.71	\$72.39	0.1	2.2	\$32.88

2023 Annual Agency Profile - Archuleta County (NTD ID 80280)

2023 Funding Breakdown

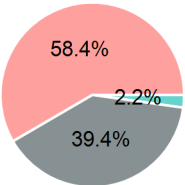
Summary of Operating Expenses (OE)

Mode	Operating Expenses	Fare Revenues
Bus	\$264,785	\$0
Demand Response	\$73,644	\$0
Total	\$338,429	\$0

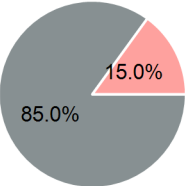
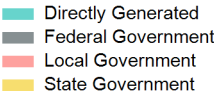
Sources of Operating Funds Expended

Directly Generated	\$7,493
Federal Government	\$133,438
Local Government	\$197,498
State Government	\$0
Total Operating Funds Expended	\$338,429

Operating Funding Sources



Capital Funding Sources



Sources of Capital Funds Expended

Directly Generated	\$0
Federal Government	\$92,684
Local Government	\$16,356
State Government	\$0
Total Capital Funds Expended	\$109,040

2023 Asset Management

Transit Asset Management (TAM) Tier	Tier II	TAM Sponsor NTD ID	8R01
-------------------------------------	---------	--------------------	------

Metrics

Mode	Average Fleet Age in Years
Bus	8.7
Demand Response	6.5