

2023 Annual Agency Profile - Canon City Golden Age Council, Inc (NTD ID 80274)

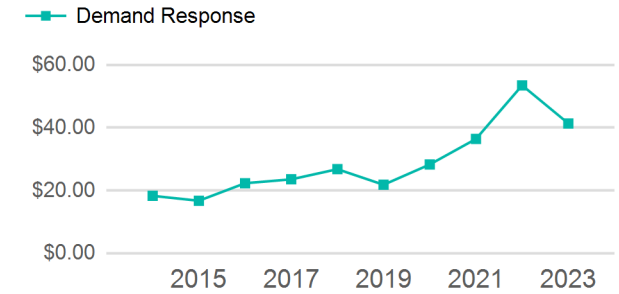
Mailing Address: 728 Main St
CANON CITY, CO

Website: <https://canoncitygac.wixsite.com/goldenagecenter>

Service Consumed

Annual Unlinked Trips (UPT) 6,785

Operating Expenses per Vehicle Revenue Mile



Assets

Revenue Vehicles 9
Service Vehicles
Facilities

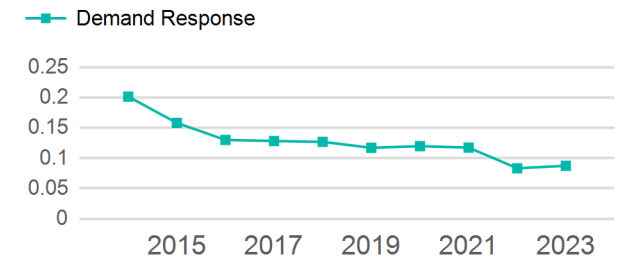
Service Supplied

Annual Vehicle Revenue Miles (VRM) 77,631
Annual Vehicle Revenue Hours (VRH) 6,691
Vehicles Operated in Maximum Service (VOMS) 9

Modal Characteristics

Mode	Annual Unlinked Passenger Trips	Directly Operated VOMS	Purchased Transportation VOMS	Annual Vehicle Revenue Miles	Annual Vehicle Revenue Hours
Demand Response	6,785	9	0	77,631	6,691
Total	6,785	9	0	77,631	6,691

Unlinked Passenger Trip per Vehicle Revenue Mile



Metrics

Mode	Service Efficiency		Service Effectiveness		
	OE per VRM	OE per VRH	UPT per VRM	UPT per VRH	OE per UPT
Demand Response	\$3.62	\$41.95	0.1	1.0	\$41.37
Total	\$3.62	\$41.95	0.1	1.0	\$41.37

2023 Annual Agency Profile - Canon City Golden Age Council, Inc (NTD ID 80274)

2023 Funding Breakdown

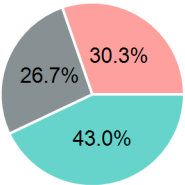
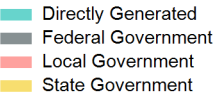
Summary of Operating Expenses (OE)

Sources of Operating Funds Expended

Operating Funding Sources

Mode	Operating Expenses	Fare Revenues
Demand Response	\$280,697	\$0
Total	\$280,697	\$0

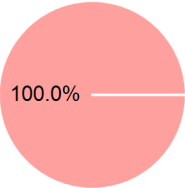
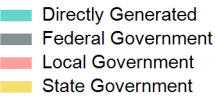
Directly Generated	\$120,608
Federal Government	\$75,045
Local Government	\$85,044
State Government	\$0
Total Operating Funds Expended	\$280,697



Capital Funding Sources

Sources of Capital Funds Expended

Directly Generated	\$0
Federal Government	\$0
Local Government	\$27,480
State Government	\$0
Total Capital Funds Expended	\$27,480



2023 Asset Management

Transit Asset Management (TAM) Tier	Tier II	TAM Sponsor NTD ID	8R01
Metrics			
Mode	Average Fleet Age in Years		
Demand Response	7.1		