

# 2023 Annual Agency Profile - Golden Valley/Billings County Council On Aging (NTD ID 80270)

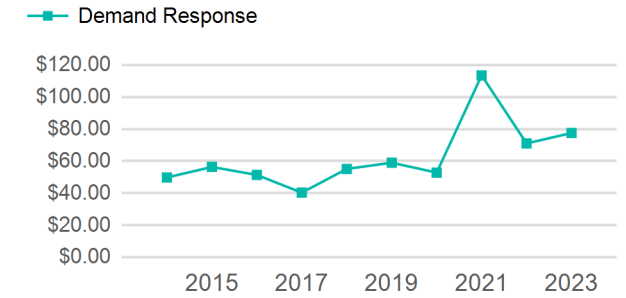
**Mailing Address:** 235 SOUTH CENTRAL AVE  
BEACH, ND

**Website:** <https://www.goldenvalleycounty.org/boards/council-on-aging>

## Service Consumed

Annual Unlinked Trips (UPT) 2,464

## Operating Expenses per Vehicle Revenue Mile



## Assets

Revenue Vehicles 4  
Service Vehicles  
Facilities

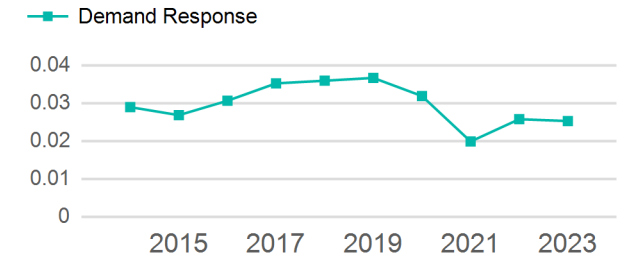
## Service Supplied

Annual Vehicle Revenue Miles (VRM) 97,501  
Annual Vehicle Revenue Hours (VRH) 3,231  
Vehicles Operated in Maximum Service (VOMS) 4

## Modal Characteristics

Mode	Annual Unlinked Passenger Trips	Directly Operated VOMS	Purchased Transportation VOMS	Annual Vehicle Revenue Miles	Annual Vehicle Revenue Hours
Demand Response	2,464	4	0	97,501	3,231
<b>Total</b>	<b>2,464</b>	<b>4</b>	<b>0</b>	<b>97,501</b>	<b>3,231</b>

## Unlinked Passenger Trip per Vehicle Revenue Mile



## Metrics

Mode	Service Efficiency		Service Effectiveness		
	OE per VRM	OE per VRH	UPT per VRM	UPT per VRH	OE per UPT
Demand Response	\$1.96	\$59.14	0.0	0.8	\$77.55
<b>Total</b>	<b>\$1.96</b>	<b>\$59.14</b>	<b>0.0</b>	<b>0.8</b>	<b>\$77.55</b>

2023 Annual Agency Profile - Golden Valley/Billings County Council On Aging (NTD ID 80270)

2023 Funding Breakdown

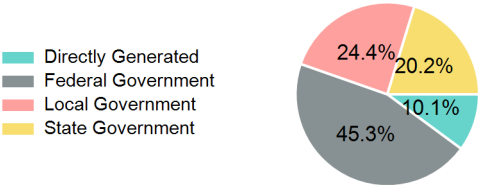
Summary of Operating Expenses (OE)

Sources of Operating Funds Expended

Operating Funding Sources

Mode	Operating Expenses	Fare Revenues
Demand Response	\$191,078	\$0
Total	\$191,078	\$0

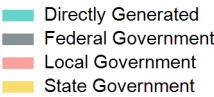
Directly Generated	\$19,304
Federal Government	\$86,466
Local Government	\$46,632
State Government	\$38,676
Total Operating Funds Expended	\$191,078



Capital Funding Sources

Sources of Capital Funds Expended

Directly Generated	\$0
Federal Government	\$0
Local Government	\$0
State Government	\$0
Total Capital Funds Expended	\$0



2023 Asset Management

Transit Asset Management (TAM) Tier	Tier II	TAM Sponsor NTD ID	8R03
Metrics			
Mode	Average Fleet Age in Years		
Demand Response	5.3		