

2023 Annual Agency Profile - Town of Snowmass Village (NTD ID 80263)

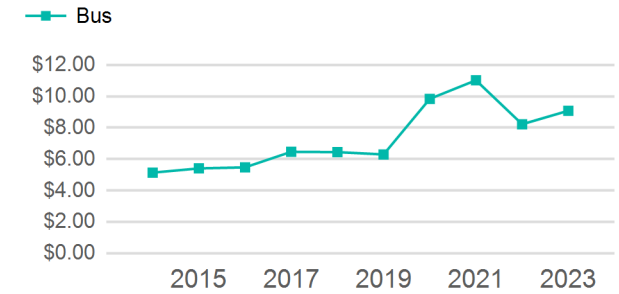
Mailing Address: 22 DALY LN
SNOWMASS VILLAGE, CO

Website: <https://www.snowmasstransit.com/>

Service Consumed

Annual Unlinked Trips (UPT) 479,263

Operating Expenses per Vehicle Revenue Mile



Assets

Revenue Vehicles 29
Service Vehicles 2
Facilities 6

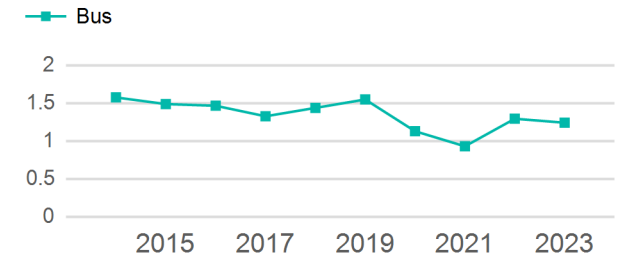
Service Supplied

Annual Vehicle Revenue Miles (VRM) 385,895
Annual Vehicle Revenue Hours (VRH) 36,152
Vehicles Operated in Maximum Service (VOMS) 24

Modal Characteristics

Mode	Annual Unlinked Passenger Trips	Directly Operated VOMS	Purchased Transportation VOMS	Annual Vehicle Revenue Miles	Annual Vehicle Revenue Hours
Bus	479,263	24	0	385,895	36,152
Total	479,263	24	0	385,895	36,152

Unlinked Passenger Trip per Vehicle Revenue Mile



Metrics

Service Efficiency

Service Effectiveness

Mode	OE per VRM	OE per VRH	UPT per VRM	UPT per VRH	OE per UPT
Bus	\$11.28	\$120.39	1.2	13.3	\$9.08
Total	\$11.28	\$120.39	1.2	13.3	\$9.08

2023 Annual Agency Profile - Town of Snowmass Village (NTD ID 80263)

2023 Funding Breakdown

Summary of Operating Expenses (OE)

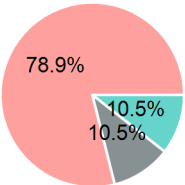
Sources of Operating Funds Expended

Operating Funding Sources

Mode	Operating Expenses	Fare Revenues
Bus	\$4,352,474	\$0
Total	\$4,352,474	\$0

Directly Generated	\$458,963
Federal Government	\$458,531
Local Government	\$3,434,980
State Government	\$0
Total Operating Funds Expended	\$4,352,474

- Directly Generated
- Federal Government
- Local Government
- State Government

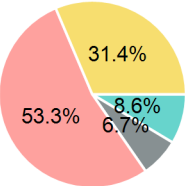


Capital Funding Sources

Sources of Capital Funds Expended

Directly Generated	\$106,356
Federal Government	\$83,384
Local Government	\$658,676
State Government	\$388,269
Total Capital Funds Expended	\$1,236,685

- Directly Generated
- Federal Government
- Local Government
- State Government



2023 Asset Management

Transit Asset Management (TAM) Tier

Tier II

TAM Sponsor NTD ID

8R01

Metrics

Mode	Average Fleet Age in Years
Bus	6.4