

# 2023 Annual Agency Profile - Human Resource Development Council District IX, Inc. (NTD ID 80235)

**Mailing Address:** 32 S TRACY AVE  
BOZEMAN, MT

**Website:** <http://www.streamlinebus.com>

## Geographic Coverage

**Primary Urbanized/Rural Area** Bozeman, MT  
**Service Area Population** 57,494  
**Service Area Sq. Miles** 13  
**Other Areas Served:**

## Assets

**Revenue Vehicles** 29  
**Service Vehicles**  
**Facilities** 1

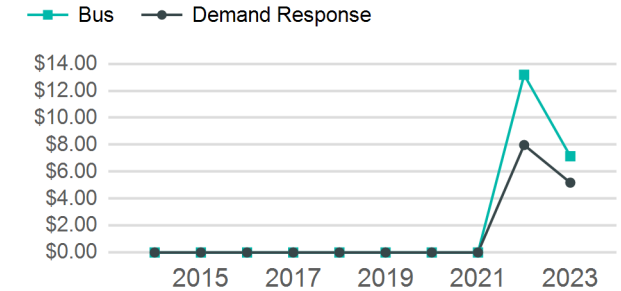
## Service Consumed

**Annual Unlinked Trips (UPT)** 153,401

## Service Supplied

**Annual Vehicle Revenue Miles (VRM)** 394,893  
**Annual Vehicle Revenue Hours (VRH)** 30,190  
**Vehicles Operated in Maximum Service (VOMS)** 23

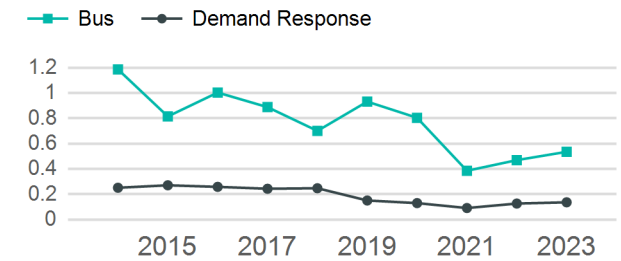
## Operating Expenses per Vehicle Revenue Mile



## Modal Characteristics

Mode	Annual Unlinked Passenger Trips	Directly Operated VOMS	Purchased Transportation VOMS	Annual Vehicle Revenue Miles	Annual Vehicle Revenue Hours
Bus	133,505	0	13	249,255	17,894
Demand Response	19,896	10	0	145,638	12,296
<b>Total</b>	<b>153,401</b>	<b>10</b>	<b>13</b>	<b>394,893</b>	<b>30,190</b>

## Unlinked Passenger Trip per Vehicle Revenue Mile



## Metrics

Mode	Service Efficiency		Service Effectiveness		
	OE per VRM	OE per VRH	UPT per VRM	UPT per VRH	OE per UPT
Bus	\$7.15	\$99.57	0.5	7.5	\$13.35
Demand Response	\$5.18	\$61.37	0.1	1.6	\$37.93
<b>Total</b>	<b>\$6.42</b>	<b>\$84.01</b>	<b>0.4</b>	<b>5.1</b>	<b>\$16.53</b>

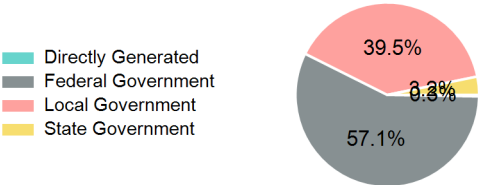
2023 Annual Agency Profile - Human Resource Development Council District IX, Inc. (NTD ID 80235)

2023 Funding Breakdown

Summary of Operating Expenses (OE)

Sources of Operating Funds Expended

Operating Funding Sources

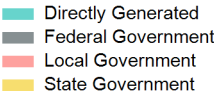


Mode	Operating Expenses	Fare Revenues
Bus	\$1,781,664	\$0
Demand Response	\$754,565	\$0
Total	\$2,536,229	\$0

Directly Generated	\$6,715
Federal Government	\$1,447,895
Local Government	\$1,000,818
State Government	\$80,801
Total Operating Funds Expended	\$2,536,229

Capital Funding Sources

Sources of Capital Funds Expended



Directly Generated	\$0
Federal Government	\$0
Local Government	\$0
State Government	\$0
Total Capital Funds Expended	\$0

2023 Asset Management

Transit Asset Management (TAM) Tier	Tier II	TAM Sponsor NTD ID	8R02
-------------------------------------	---------	--------------------	------

Metrics

Mode	Average Fleet Age in Years
Bus	7.6
Demand Response	7.5