

2023 Annual Agency Profile - Huerfano/Las Animas Area Council of Governments (NTD ID 80227)

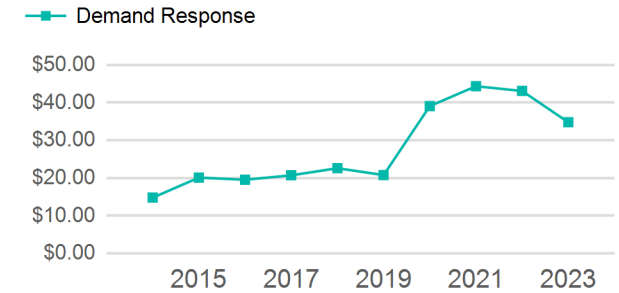
Mailing Address: 300 S BONAVENTURE AVE
TRINIDAD, CO

Website: <https://sccog.colorado.gov/transit>

Service Consumed

Annual Unlinked Trips (UPT) 15,017

Operating Expenses per Vehicle Revenue Mile



Assets

Revenue Vehicles 17
Service Vehicles
Facilities

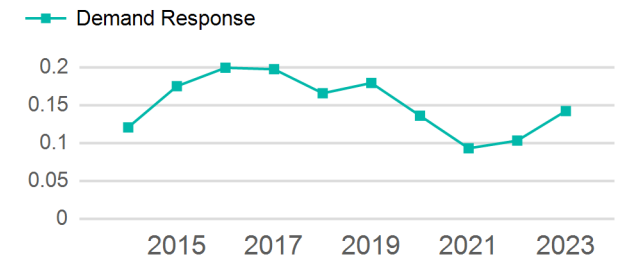
Service Supplied

Annual Vehicle Revenue Miles (VRM) 105,535
Annual Vehicle Revenue Hours (VRH) 6,304
Vehicles Operated in Maximum Service (VOMS) 8

Modal Characteristics

Mode	Annual Unlinked Passenger Trips	Directly Operated VOMS	Purchased Transportation VOMS	Annual Vehicle Revenue Miles	Annual Vehicle Revenue Hours
Demand Response	15,017	8	0	105,535	6,304
Total	15,017	8	0	105,535	6,304

Unlinked Passenger Trip per Vehicle Revenue Mile



Metrics

Mode	Service Efficiency		Service Effectiveness		
	OE per VRM	OE per VRH	UPT per VRM	UPT per VRH	OE per UPT
Demand Response	\$4.95	\$82.85	0.1	2.4	\$34.78
Total	\$4.95	\$82.85	0.1	2.4	\$34.78

2023 Annual Agency Profile - Huerfano/Las Animas Area Council of Governments (NTD ID 80227)

2023 Funding Breakdown

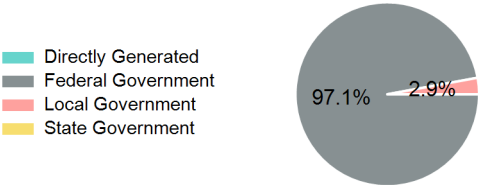
Summary of Operating Expenses (OE)

Sources of Operating Funds Expended

Operating Funding Sources

Mode	Operating Expenses	Fare Revenues
Demand Response	\$522,296	\$0
Total	\$522,296	\$0

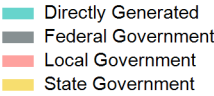
Directly Generated	\$0
Federal Government	\$507,245
Local Government	\$15,051
State Government	\$0
Total Operating Funds Expended	\$522,296



Capital Funding Sources

Sources of Capital Funds Expended

Directly Generated	\$0
Federal Government	\$0
Local Government	\$0
State Government	\$0
Total Capital Funds Expended	\$0



2023 Asset Management

Transit Asset Management (TAM) Tier	Tier II	TAM Sponsor NTD ID	8R01
Metrics			
Mode			Average Fleet Age in Years
Demand Response			9.9