

2023 Annual Agency Profile - Dolores County (NTD ID 80168)

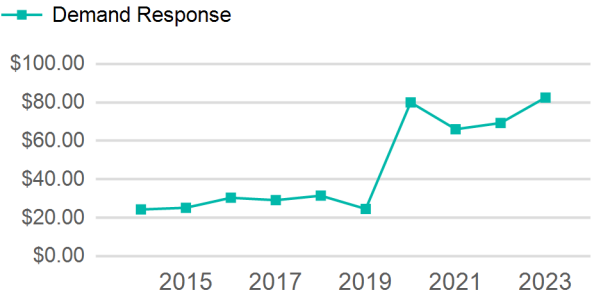
Mailing Address: 8540 RD 7
DOVE CREEK, CO

Website: <https://dolocnty.colorado.gov/senior-services>

Service Consumed

Annual Unlinked Trips (UPT) 2,914

Operating Expenses per Vehicle Revenue Mile



Assets

Service Supplied

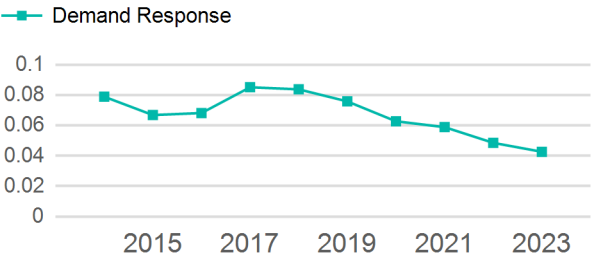
Revenue Vehicles 8
Service Vehicles
Facilities

Annual Vehicle Revenue Miles (VRM) 68,301
Annual Vehicle Revenue Hours (VRH) 2,999
Vehicles Operated in Maximum Service (VOMS) 8

Modal Characteristics

Mode	Annual Unlinked Passenger Trips	Directly Operated VOMS	Purchased Transportation VOMS	Annual Vehicle Revenue Miles	Annual Vehicle Revenue Hours
Demand Response	2,914	8	0	68,301	2,999
Total	2,914	8	0	68,301	2,999

Unlinked Passenger Trip per Vehicle Revenue Mile



Metrics

Mode	OE per VRM	OE per VRH	UPT per VRM	UPT per VRH	OE per UPT
Demand Response	\$3.52	\$80.18	0.0	1.0	\$82.52
Total	\$3.52	\$80.18	0.0	1.0	\$82.52

2023 Annual Agency Profile - Dolores County (NTD ID 80168)

2023 Funding Breakdown

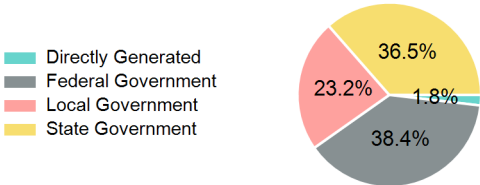
Summary of Operating Expenses (OE)

Sources of Operating Funds Expended

Operating Funding Sources

Mode	Operating Expenses	Fare Revenues
Demand Response	\$240,458	\$0
Total	\$240,458	\$0

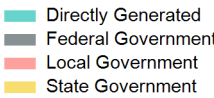
Directly Generated	\$4,412
Federal Government	\$92,387
Local Government	\$55,871
State Government	\$87,788
Total Operating Funds Expended	\$240,458



Capital Funding Sources

Sources of Capital Funds Expended

Directly Generated	\$0
Federal Government	\$0
Local Government	\$0
State Government	\$0
Total Capital Funds Expended	\$0



2023 Asset Management

Transit Asset Management (TAM) Tier	Tier II	TAM Sponsor NTD ID	8R01
Metrics			
Mode	Average Fleet Age in Years		
Demand Response	9.4		