

2023 Annual Agency Profile - Williston Council for the Aging (NTD ID 80160)

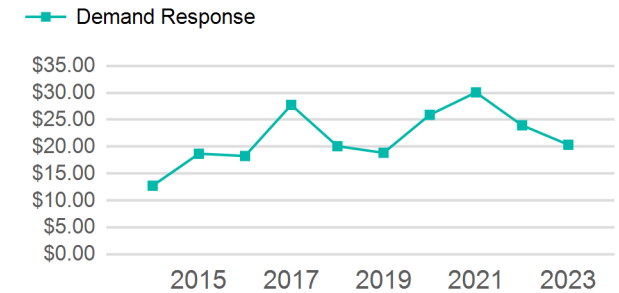
Mailing Address: 18 MAIN ST
WILLISTON, ND

Website: <https://www.willistonseniors.org/nw-public-transit>

Service Consumed

Annual Unlinked Trips (UPT) 31,537

Operating Expenses per Vehicle Revenue Mile



Assets

Revenue Vehicles 10
Service Vehicles 1
Facilities 2

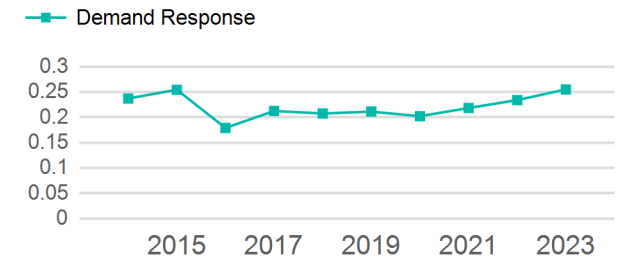
Service Supplied

Annual Vehicle Revenue Miles (VRM) 123,625
Annual Vehicle Revenue Hours (VRH) 12,302
Vehicles Operated in Maximum Service (VOMS) 10

Modal Characteristics

Mode	Annual Unlinked Passenger Trips	Directly Operated VOMS	Purchased Transportation VOMS	Annual Vehicle Revenue Miles	Annual Vehicle Revenue Hours
Demand Response	31,537	10	0	123,625	12,302
Total	31,537	10	0	123,625	12,302

Unlinked Passenger Trip per Vehicle Revenue Mile



Metrics

Mode	Service Efficiency		Service Effectiveness		
	OE per VRM	OE per VRH	UPT per VRM	UPT per VRH	OE per UPT
Demand Response	\$5.20	\$52.22	0.3	2.6	\$20.37
Total	\$5.20	\$52.22	0.3	2.6	\$20.37

2023 Annual Agency Profile - Williston Council for the Aging (NTD ID 80160)

2023 Funding Breakdown

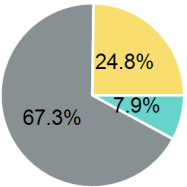
Summary of Operating Expenses (OE)

Sources of Operating Funds Expended

Operating Funding Sources

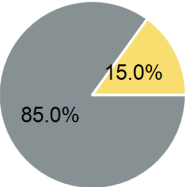
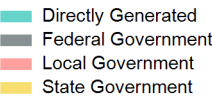
Mode	Operating Expenses	Fare Revenues
Demand Response	\$642,469	\$0
Total	\$642,469	\$0

Directly Generated	\$50,801
Federal Government	\$432,456
Local Government	\$0
State Government	\$159,212
Total Operating Funds Expended	\$642,469



Capital Funding Sources

Sources of Capital Funds Expended



Total Capital Funds Expended	\$118,030
------------------------------	-----------

2023 Asset Management

Transit Asset Management (TAM) Tier	Tier II	TAM Sponsor NTD ID	8R03
Metrics			
Mode	Average Fleet Age in Years		
Demand Response	4.1		