

2023 Annual Agency Profile - Mountain Express (NTD ID 80159)

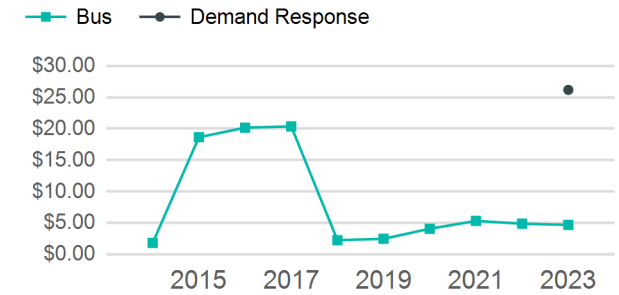
Mailing Address: 803 BUTTE AVE
Crested Butte, CO

Website: <http://www.mtnexp.org>

Service Consumed

Annual Unlinked Trips (UPT) 614,981

Operating Expenses per Vehicle Revenue Mile



Assets

Revenue Vehicles 27
Service Vehicles 5
Facilities

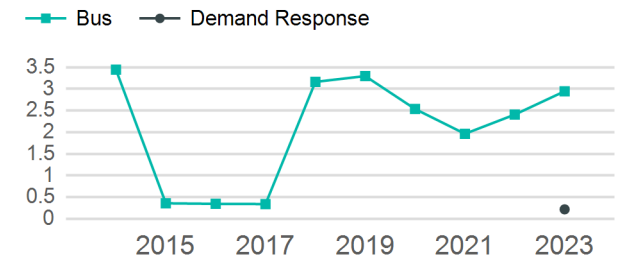
Service Supplied

Annual Vehicle Revenue Miles (VRM) 276,092
Annual Vehicle Revenue Hours (VRH) 24,101
Vehicles Operated in Maximum Service (VOMS) 17

Modal Characteristics

Mode	Annual Unlinked Passenger Trips	Directly Operated VOMS	Purchased Transportation VOMS	Annual Vehicle Revenue Miles	Annual Vehicle Revenue Hours
Bus	599,160	11	0	203,349	19,309
Demand Response	15,821	2	4	72,743	4,792
Total	614,981	13	4	276,092	24,101

Unlinked Passenger Trip per Vehicle Revenue Mile



Metrics

Mode	Service Efficiency		Service Effectiveness		
	OE per VRM	OE per VRH	UPT per VRM	UPT per VRH	OE per UPT
Bus	\$13.84	\$145.74	2.9	31.0	\$4.70
Demand Response	\$5.69	\$86.44	0.2	3.3	\$26.18
Total	\$11.69	\$133.95	2.2	25.5	\$5.25

2023 Annual Agency Profile - Mountain Express (NTD ID 80159)

2023 Funding Breakdown

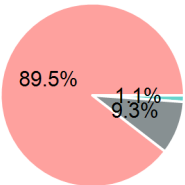
Summary of Operating Expenses (OE)

Sources of Operating Funds Expended

Operating Funding Sources

Mode	Operating Expenses	Fare Revenues
Bus	\$2,814,088	\$0
Demand Response	\$414,210	\$0
Total	\$3,228,298	\$0

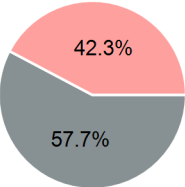
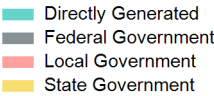
Directly Generated	\$36,930
Federal Government	\$300,787
Local Government	\$2,890,581
State Government	\$0
Total Operating Funds Expended	\$3,228,298



Capital Funding Sources

Sources of Capital Funds Expended

Directly Generated	\$0
Federal Government	\$196,055
Local Government	\$143,629
State Government	\$0
Total Capital Funds Expended	\$339,684



2023 Asset Management

Transit Asset Management (TAM) Tier	Tier II	TAM Sponsor NTD ID	8R01
-------------------------------------	---------	--------------------	------

Metrics

Mode	Average Fleet Age in Years
Bus	8.7
Demand Response	1.3