

2023 Annual Agency Profile - Nutrition United (NTD ID 80152)

Mailing Address: 119 6TH AVE NE  
ROLLA, ND

Website:

Service Consumed

Annual Unlinked Trips (UPT) 7,853

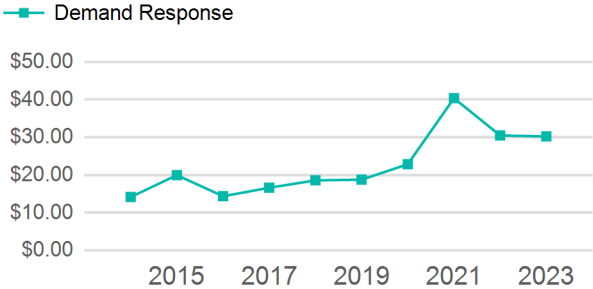
Assets

Revenue Vehicles 4  
Service Vehicles  
Facilities 1

Service Supplied

Annual Vehicle Revenue Miles (VRM) 196,983  
Annual Vehicle Revenue Hours (VRH) 6,944  
Vehicles Operated in Maximum Service (VOMS) 4

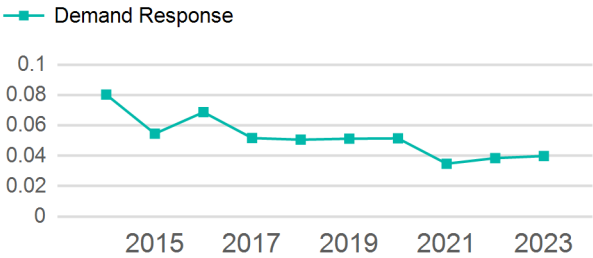
Operating Expenses per Vehicle Revenue Mile



Modal Characteristics

Mode	Annual Unlinked Passenger Trips	Directly Operated VOMS	Purchased Transportation VOMS	Annual Vehicle Revenue Miles	Annual Vehicle Revenue Hours
Demand Response	7,853	4	0	196,983	6,944
Total	7,853	4	0	196,983	6,944

Unlinked Passenger Trip per Vehicle Revenue Mile



Metrics

Mode	OE per VRM	OE per VRH	UPT per VRM	UPT per VRH	OE per UPT
Demand Response	\$1.20	\$34.18	0.0	1.1	\$30.22
Total	\$1.20	\$34.18	0.0	1.1	\$30.22

2023 Annual Agency Profile - Nutrition United (NTD ID 80152)

2023 Funding Breakdown

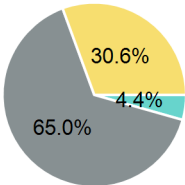
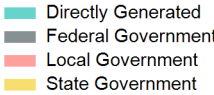
Summary of Operating Expenses (OE)

Mode	Operating Expenses	Fare Revenues
Demand Response	\$237,330	\$0
Total	\$237,330	\$0

Sources of Operating Funds Expended

Directly Generated	\$10,366
Federal Government	\$154,296
Local Government	\$0
State Government	\$72,668
Total Operating Funds Expended	\$237,330

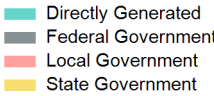
Operating Funding Sources



Capital Funding Sources

Sources of Capital Funds Expended

Directly Generated	\$0
Federal Government	\$0
Local Government	\$0
State Government	\$0
Total Capital Funds Expended	\$0



2023 Asset Management

Transit Asset Management (TAM) Tier	Tier II	TAM Sponsor NTD ID	8R03
Metrics			

Mode	Average Fleet Age in Years
Demand Response	2.5