

# 2023 Annual Agency Profile - University of Wyoming (NTD ID 80140)

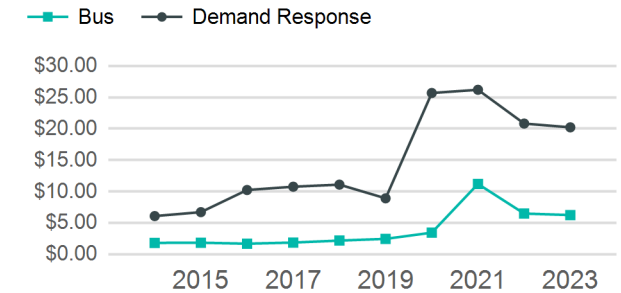
**Mailing Address:** 1000 E UNIVERSITY AVE  
LARAMIE, WY

**Website:** <http://www.uwyo.edu/tap/transit/index.html>

## Service Consumed

Annual Unlinked Trips (UPT) 365,421

## Operating Expenses per Vehicle Revenue Mile



## Assets

Revenue Vehicles 36  
Service Vehicles 2  
Facilities 1

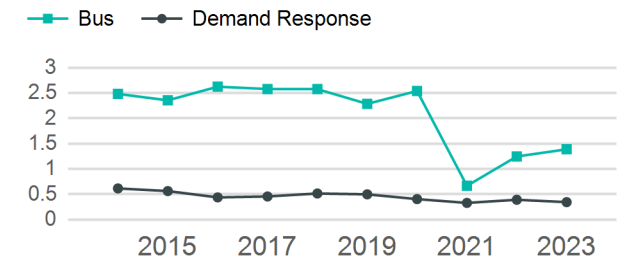
## Service Supplied

Annual Vehicle Revenue Miles (VRM) 337,444  
Annual Vehicle Revenue Hours (VRH) 41,235  
Vehicles Operated in Maximum Service (VOMS) 16

## Modal Characteristics

Mode	Annual Unlinked Passenger Trips	Directly Operated VOMS	Purchased Transportation VOMS	Annual Vehicle Revenue Miles	Annual Vehicle Revenue Hours
Bus	331,385	10	0	238,693	27,296
Demand Response	34,036	6	0	98,751	13,939
<b>Total</b>	<b>365,421</b>	<b>16</b>	<b>0</b>	<b>337,444</b>	<b>41,235</b>

## Unlinked Passenger Trip per Vehicle Revenue Mile



## Metrics

Mode	Service Efficiency		Service Effectiveness		
	OE per VRM	OE per VRH	UPT per VRM	UPT per VRH	OE per UPT
Bus	\$8.70	\$76.10	1.4	12.1	\$6.27
Demand Response	\$6.97	\$49.39	0.3	2.4	\$20.23
<b>Total</b>	<b>\$8.20</b>	<b>\$67.07</b>	<b>1.1</b>	<b>8.9</b>	<b>\$7.57</b>

2023 Annual Agency Profile - University of Wyoming (NTD ID 80140)

2023 Funding Breakdown

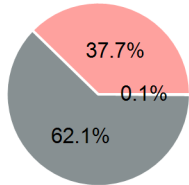
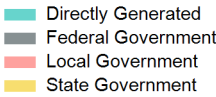
Summary of Operating Expenses (OE)

Sources of Operating Funds Expended

Operating Funding Sources

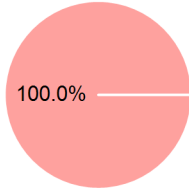
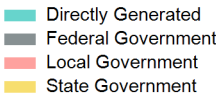
Mode	Operating Expenses	Fare Revenues
Bus	\$2,077,247	\$0
Demand Response	\$688,393	\$0
Total	\$2,765,640	\$0

Directly Generated	\$3,193
Federal Government	\$1,718,782
Local Government	\$1,043,665
State Government	\$0
Total Operating Funds Expended	\$2,765,640



Capital Funding Sources

Sources of Capital Funds Expended



Directly Generated	\$0
Federal Government	\$0
Local Government	\$39,086
State Government	\$0
Total Capital Funds Expended	\$39,086

2023 Asset Management

Transit Asset Management (TAM) Tier	Tier II	TAM Sponsor NTD ID	8R05
-------------------------------------	---------	--------------------	------

Metrics

Mode	Average Fleet Age in Years
Bus	9.5
Demand Response	7.4