

2023 Annual Agency Profile - Liberty County (NTD ID 80134)

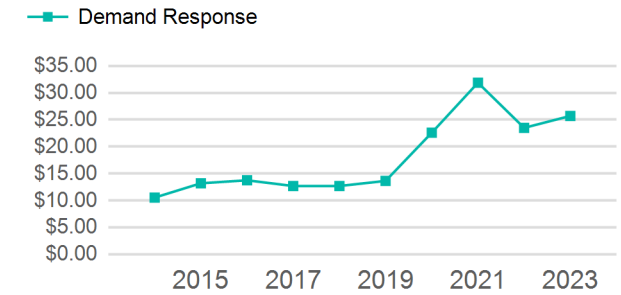
Mailing Address: 111 1ST ST E
CHESTER, MT

Website: <http://www.chestercommunitycenter.com>

Service Consumed

Annual Unlinked Trips (UPT) 7,165

Operating Expenses per Vehicle Revenue Mile



Assets

Revenue Vehicles 7
Service Vehicles
Facilities 1

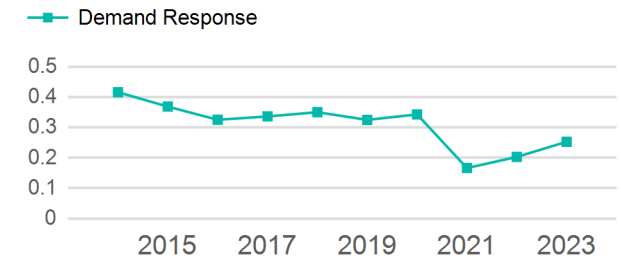
Service Supplied

Annual Vehicle Revenue Miles (VRM) 28,338
Annual Vehicle Revenue Hours (VRH) 3,735
Vehicles Operated in Maximum Service (VOMS) 3

Modal Characteristics

Mode	Annual Unlinked Passenger Trips	Directly Operated VOMS	Purchased Transportation VOMS	Annual Vehicle Revenue Miles	Annual Vehicle Revenue Hours
Demand Response	7,165	3	0	28,338	3,735
Total	7,165	3	0	28,338	3,735

Unlinked Passenger Trip per Vehicle Revenue Mile



Metrics

Mode	Service Efficiency		Service Effectiveness		
	OE per VRM	OE per VRH	UPT per VRM	UPT per VRH	OE per UPT
Demand Response	\$6.50	\$49.32	0.3	1.9	\$25.71
Total	\$6.50	\$49.32	0.3	1.9	\$25.71

2023 Annual Agency Profile - Liberty County (NTD ID 80134)

2023 Funding Breakdown

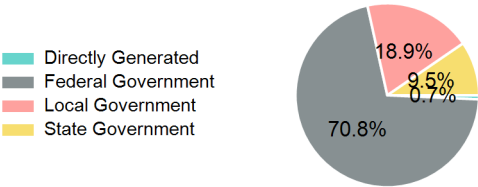
Summary of Operating Expenses (OE)

Sources of Operating Funds Expended

Operating Funding Sources

Mode	Operating Expenses	Fare Revenues
Demand Response	\$184,225	\$0
Total	\$184,225	\$0

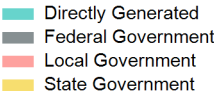
Directly Generated	\$1,312
Federal Government	\$130,439
Local Government	\$34,897
State Government	\$17,577
Total Operating Funds Expended	\$184,225



Capital Funding Sources

Sources of Capital Funds Expended

Directly Generated	\$0
Federal Government	\$0
Local Government	\$0
State Government	\$0
Total Capital Funds Expended	\$0



2023 Asset Management

Transit Asset Management (TAM) Tier	Tier II	TAM Sponsor NTD ID	8R02
Metrics			
Mode	Average Fleet Age in Years		
Demand Response	10.0		