

# 2023 Annual Agency Profile - Devils Lake (NTD ID 80122)

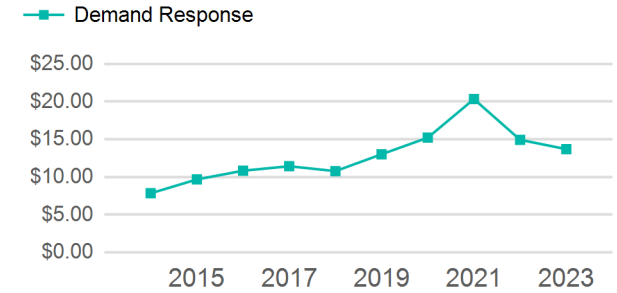
**Mailing Address:** 202 4TH AVE NE  
DEVILS LAKE, ND

**Website:** <https://www.seniormealsandservices.com/dl-transit.html>

## Service Consumed

Annual Unlinked Trips (UPT) 24,216

## Operating Expenses per Vehicle Revenue Mile



## Assets

Revenue Vehicles 6  
Service Vehicles  
Facilities

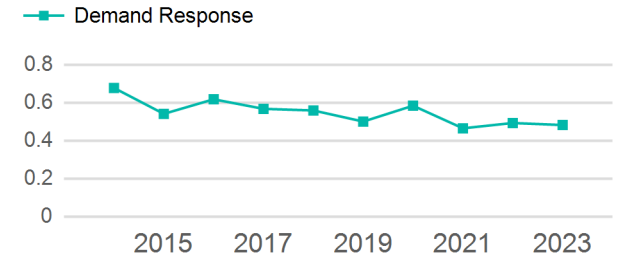
## Service Supplied

Annual Vehicle Revenue Miles (VRM) 50,219  
Annual Vehicle Revenue Hours (VRH) 6,321  
Vehicles Operated in Maximum Service (VOMS) 6

## Modal Characteristics

Mode	Annual Unlinked Passenger Trips	Directly Operated VOMS	Purchased Transportation VOMS	Annual Vehicle Revenue Miles	Annual Vehicle Revenue Hours
Demand Response	24,216	6	0	50,219	6,321
<b>Total</b>	<b>24,216</b>	<b>6</b>	<b>0</b>	<b>50,219</b>	<b>6,321</b>

## Unlinked Passenger Trip per Vehicle Revenue Mile



## Metrics

Mode	Service Efficiency		Service Effectiveness		
	OE per VRM	OE per VRH	UPT per VRM	UPT per VRH	OE per UPT
Demand Response	\$6.61	\$52.48	0.5	3.8	\$13.70
<b>Total</b>	<b>\$6.61</b>	<b>\$52.48</b>	<b>0.5</b>	<b>3.8</b>	<b>\$13.70</b>

2023 Annual Agency Profile - Devils Lake (NTD ID 80122)

2023 Funding Breakdown

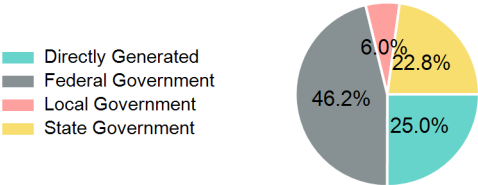
Summary of Operating Expenses (OE)

Sources of Operating Funds Expended

Operating Funding Sources

Mode	Operating Expenses	Fare Revenues
Demand Response	\$331,699	\$0
Total	\$331,699	\$0

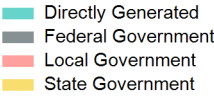
Directly Generated	\$83,008
Federal Government	\$153,114
Local Government	\$19,815
State Government	\$75,762
Total Operating Funds Expended	\$331,699



Capital Funding Sources

Sources of Capital Funds Expended

Directly Generated	\$0
Federal Government	\$0
Local Government	\$0
State Government	\$0
Total Capital Funds Expended	\$0



2023 Asset Management

Transit Asset Management (TAM) Tier	Tier II	TAM Sponsor NTD ID	8R03
Metrics			
Mode	Average Fleet Age in Years		
Demand Response	9.0		