

2023 Annual Agency Profile - Prowers County (NTD ID 80115)

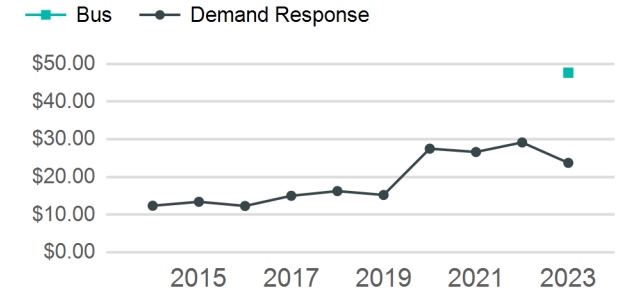
Mailing Address: 301 S MAIN ST STE 215
LAMAR, CO

Website: <http://www.prowerscounty.net>

Service Consumed

Annual Unlinked Trips (UPT) 22,416

Operating Expenses per Vehicle Revenue Mile



Assets

Revenue Vehicles 7
Service Vehicles
Facilities 1

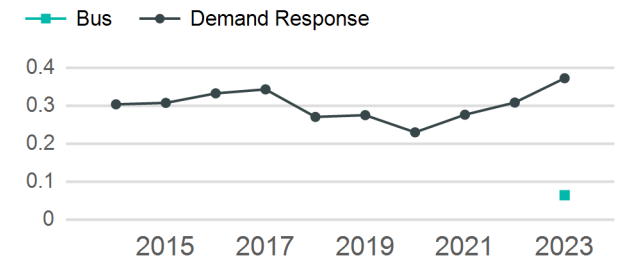
Service Supplied

Annual Vehicle Revenue Miles (VRM) 80,334
Annual Vehicle Revenue Hours (VRH) 10,080
Vehicles Operated in Maximum Service (VOMS) 5

Modal Characteristics

Mode	Annual Unlinked Passenger Trips	Directly Operated VOMS	Purchased Transportation VOMS	Annual Vehicle Revenue Miles	Annual Vehicle Revenue Hours
Demand Response	20,854	4	0	56,019	8,096
Bus	1,562	1	0	24,315	1,984
Total	22,416	5	0	80,334	10,080

Unlinked Passenger Trip per Vehicle Revenue Mile



Metrics

Mode	Service Efficiency		Service Effectiveness		
	OE per VRM	OE per VRH	UPT per VRM	UPT per VRH	OE per UPT
Demand Response	\$8.84	\$61.20	0.4	2.6	\$23.76
Bus	\$3.06	\$37.52	0.1	0.8	\$47.66
Total	\$7.09	\$56.54	0.3	2.2	\$25.42

2023 Annual Agency Profile - Prowers County (NTD ID 80115)

2023 Funding Breakdown

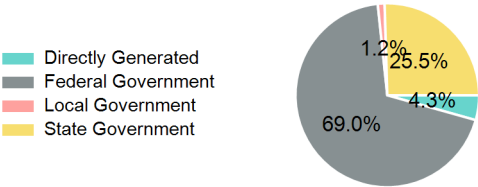
Summary of Operating Expenses (OE)

Sources of Operating Funds Expended

Operating Funding Sources

Mode	Operating Expenses	Fare Revenues
Demand Response	\$495,435	\$0
Bus	\$74,438	\$0
Total	\$569,873	\$0

Directly Generated	\$24,788
Federal Government	\$393,077
Local Government	\$6,907
State Government	\$145,101
Total Operating Funds Expended	\$569,873



Capital Funding Sources

Sources of Capital Funds Expended

Directly Generated	\$0
Federal Government	\$0
Local Government	\$0
State Government	\$0
Total Capital Funds Expended	\$0



2023 Asset Management

Transit Asset Management (TAM) Tier	Tier II	TAM Sponsor NTD ID	8R01
-------------------------------------	---------	--------------------	------

Metrics

Mode	Average Fleet Age in Years
Demand Response	6.8
Bus	8.0