

2023 Annual Agency Profile - Bis-Man Transit Board (NTD ID 80019)

Mailing Address: 3750 E ROSSER AVE
BISMARCK, ND

Website: <http://www.bismantransit.com/>

Geographic Coverage

Primary Urbanized/Rural Area Bismarck, ND
Service Area Population 103,265
Service Area Sq. Miles 56
Other Areas Served:
North Dakota Non-UZA

Assets

Revenue Vehicles 28
Service Vehicles 4
Facilities 1

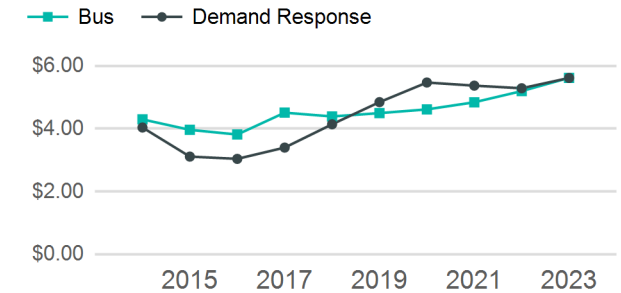
Service Consumed

Annual Unlinked Trips (UPT) 188,287

Service Supplied

Annual Vehicle Revenue Miles (VRM) 767,319
Annual Vehicle Revenue Hours (VRH) 51,761
Vehicles Operated in Maximum Service (VOMS) 22

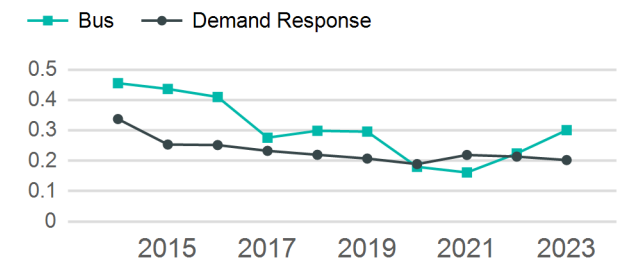
Operating Expenses per Vehicle Revenue Mile



Modal Characteristics

Mode	Annual Unlinked Passenger Trips	Directly Operated VOMS	Purchased Transportation VOMS	Annual Vehicle Revenue Miles	Annual Vehicle Revenue Hours
Bus	100,536	0	6	334,145	20,772
Demand Response	87,751	0	16	433,174	30,989
Total	188,287	0	22	767,319	51,761

Unlinked Passenger Trip per Vehicle Revenue Mile



Metrics

Mode	Service Efficiency		Service Effectiveness		
	OE per VRM	OE per VRH	UPT per VRM	UPT per VRH	OE per UPT
Bus	\$5.62	\$90.39	0.3	4.8	\$18.67
Demand Response	\$5.62	\$78.51	0.2	2.8	\$27.73
Total	\$5.62	\$83.28	0.2	3.6	\$22.89

2023 Annual Agency Profile - Bis-Man Transit Board (NTD ID 80019)

2023 Funding Breakdown

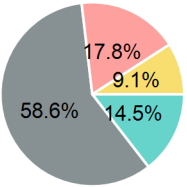
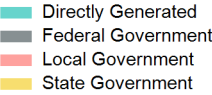
Summary of Operating Expenses (OE)

Sources of Operating Funds Expended

Operating Funding Sources

Mode	Operating Expenses	Fare Revenues
Bus	\$1,877,501	\$0
Demand Response	\$2,432,937	\$0
Total	\$4,310,438	\$0

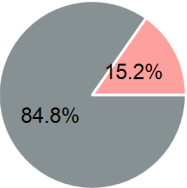
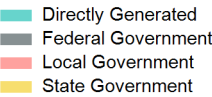
Directly Generated	\$625,010
Federal Government	\$2,527,209
Local Government	\$765,844
State Government	\$392,375
Total Operating Funds Expended	\$4,310,438



Capital Funding Sources

Sources of Capital Funds Expended

Directly Generated	\$0
Federal Government	\$542,981
Local Government	\$97,646
State Government	\$0
Total Capital Funds Expended	\$640,627



2023 Asset Management

Transit Asset Management (TAM) Tier	Tier II	TAM Sponsor NTD ID	8R03
-------------------------------------	---------	--------------------	------

Metrics

Mode	Average Fleet Age in Years
Bus	6.7
Demand Response	5.0