

2023 Annual Agency Profile - Jones County (NTD ID 77089)

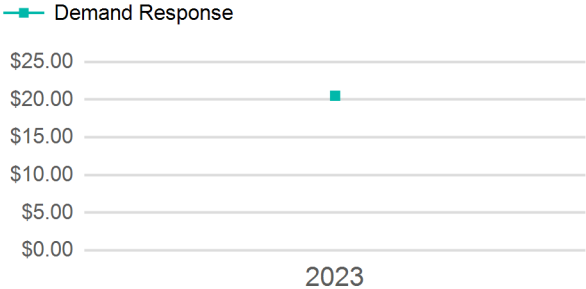
Mailing Address: 500 W MAIN ST  
ANAMOSA, IA

Website: <https://www.jonescountyiowa.gov/jets/>

Service Consumed

Annual Unlinked Trips (UPT) 16,330

Operating Expenses per Vehicle Revenue Mile



Assets

Service Supplied

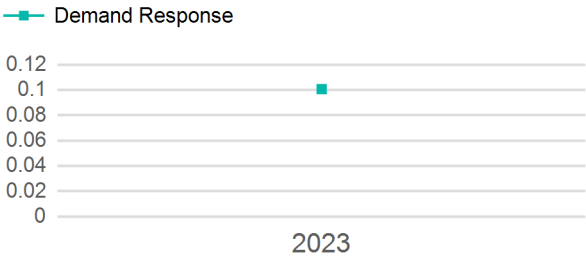
Revenue Vehicles 22  
Service Vehicles  
Facilities

Annual Vehicle Revenue Miles (VRM) 162,076  
Annual Vehicle Revenue Hours (VRH) 9,861  
Vehicles Operated in Maximum Service (VOMS) 9

Modal Characteristics

Mode	Annual Unlinked Passenger Trips	Directly Operated VOMS	Purchased Transportation VOMS	Annual Vehicle Revenue Miles	Annual Vehicle Revenue Hours
Demand Response	16,330	9	0	162,076	9,861
Total	16,330	9	0	162,076	9,861

Unlinked Passenger Trip per Vehicle Revenue Mile



Metrics

Mode	Service Efficiency		Service Effectiveness		
	OE per VRM	OE per VRH	UPT per VRM	UPT per VRH	OE per UPT
Demand Response	\$2.07	\$33.96	0.1	1.7	\$20.51
Total	\$2.07	\$33.96	0.1	1.7	\$20.51

2023 Annual Agency Profile - Jones County (NTD ID 77089)

2023 Funding Breakdown

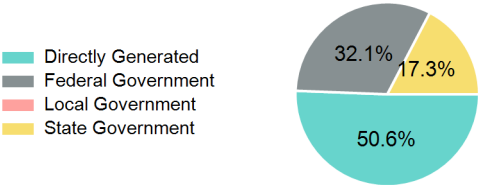
Summary of Operating Expenses (OE)

Sources of Operating Funds Expended

Operating Funding Sources

Mode	Operating Expenses	Fare Revenues
Demand Response	\$334,869	\$0
Total	\$334,869	\$0

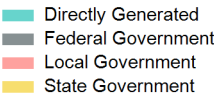
Directly Generated	\$169,465
Federal Government	\$107,384
Local Government	\$0
State Government	\$58,020
Total Operating Funds Expended	\$334,869



Capital Funding Sources

Sources of Capital Funds Expended

Directly Generated	\$0
Federal Government	\$0
Local Government	\$0
State Government	\$0
Total Capital Funds Expended	\$0



2023 Asset Management

Transit Asset Management (TAM) Tier	Tier II	TAM Sponsor NTD ID	7R01
Metrics			
Mode	Average Fleet Age in Years		
Demand Response	5.6		