

2023 Annual Agency Profile - New Bourbon Regional Port Authority (NTD ID 77086)

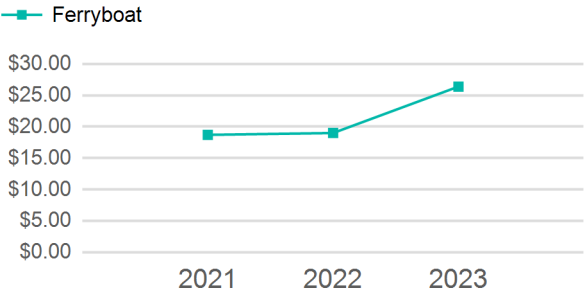
Mailing Address: 1 W SAINT JOSEPH ST
PERRYVILLE, MO

Website: https://spexternal.modot.mo.gov/sites/cm/CORDT/cmr18-002_NewBourbon.pdf

Service Consumed

Annual Unlinked Trips (UPT) 3,225

Operating Expenses per Vehicle Revenue Mile



Assets

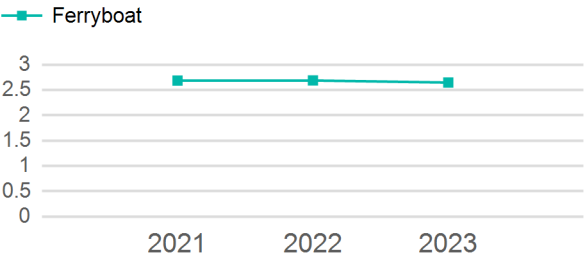
Service Supplied

Revenue Vehicles	1	Annual Vehicle Revenue Miles (VRM)	1,218
Service Vehicles		Annual Vehicle Revenue Hours (VRH)	164
Facilities	2	Vehicles Operated in Maximum Service (VOMS)	1

Modal Characteristics

Mode	Annual Unlinked Passenger Trips	Directly Operated VOMS	Purchased Transportation VOMS	Annual Vehicle Revenue Miles	Annual Vehicle Revenue Hours
Ferryboat	3,225	1	0	1,218	164
Total	3,225	1	0	1,218	164

Unlinked Passenger Trip per Vehicle Revenue Mile



Metrics

Mode	OE per VRM	OE per VRH	UPT per VRM	UPT per VRH	OE per UPT
Ferryboat	\$69.86	\$518.87	2.6	19.7	\$26.39
Total	\$69.86	\$518.87	2.6	19.7	\$26.39

2023 Annual Agency Profile - New Bourbon Regional Port Authority (NTD ID 77086)

2023 Funding Breakdown

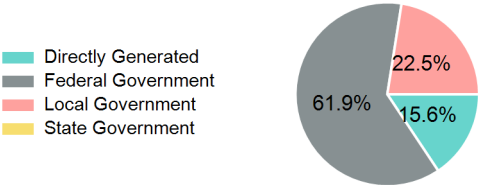
Summary of Operating Expenses (OE)

Sources of Operating Funds Expended

Operating Funding Sources

Mode	Operating Expenses	Fare Revenues
Ferryboat	\$85,094	\$0
Total	\$85,094	\$0

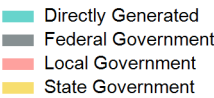
Directly Generated	\$13,304
Federal Government	\$52,638
Local Government	\$19,152
State Government	\$0
Total Operating Funds Expended	\$85,094



Capital Funding Sources

Sources of Capital Funds Expended

Directly Generated	\$0
Federal Government	\$0
Local Government	\$0
State Government	\$0
Total Capital Funds Expended	\$0



2023 Asset Management

Transit Asset Management (TAM) Tier	Tier II	TAM Sponsor NTD ID	7R03
Metrics			
Mode	Average Fleet Age in Years		
Ferryboat	33.0		