

2023 Annual Agency Profile - Multi Community Diversified Services, Inc. (NTD ID 77083)

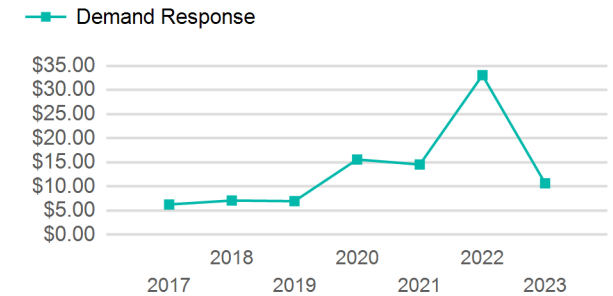
Mailing Address: 2107 INDUSTRIAL DR
McPherson, KS

Website: <https://www.mcds-ks.org/>

Service Consumed

Annual Unlinked Trips (UPT) 19,700

Operating Expenses per Vehicle Revenue Mile



Assets

Revenue Vehicles 10
Service Vehicles
Facilities

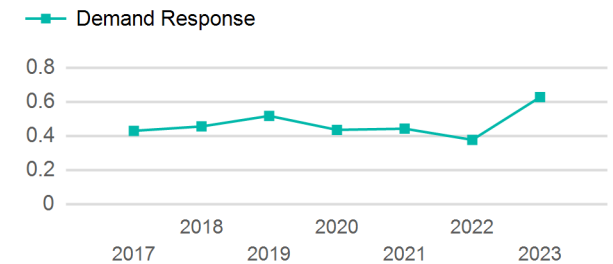
Service Supplied

Annual Vehicle Revenue Miles (VRM) 31,413
Annual Vehicle Revenue Hours (VRH) 5,422
Vehicles Operated in Maximum Service (VOMS) 5

Modal Characteristics

Mode	Annual Unlinked Passenger Trips	Directly Operated VOMS	Purchased Transportation VOMS	Annual Vehicle Revenue Miles	Annual Vehicle Revenue Hours
Demand Response	19,700	5	0	31,413	5,422
Total	19,700	5	0	31,413	5,422

Unlinked Passenger Trip per Vehicle Revenue Mile



Metrics

Mode	Service Efficiency		Service Effectiveness		
	OE per VRM	OE per VRH	UPT per VRM	UPT per VRH	OE per UPT
Demand Response	\$6.69	\$38.75	0.6	3.6	\$10.67
Total	\$6.69	\$38.75	0.6	3.6	\$10.67

2023 Annual Agency Profile - Multi Community Diversified Services, Inc. (NTD ID 77083)

2023 Funding Breakdown

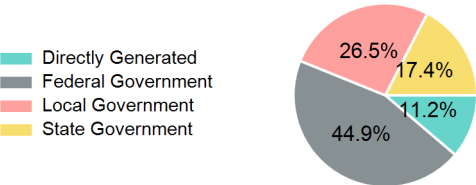
Summary of Operating Expenses (OE)

Sources of Operating Funds Expended

Operating Funding Sources

Mode	Operating Expenses	Fare Revenues
Demand Response	\$210,126	\$0
Total	\$210,126	\$0

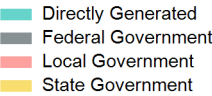
Directly Generated	\$23,570
Federal Government	\$94,328
Local Government	\$55,617
State Government	\$36,611
Total Operating Funds Expended	\$210,126



Capital Funding Sources

Sources of Capital Funds Expended

Directly Generated	\$0
Federal Government	\$0
Local Government	\$0
State Government	\$0
Total Capital Funds Expended	\$0



2023 Asset Management

Transit Asset Management (TAM) Tier	Tier II	TAM Sponsor NTD ID	7R02
Metrics			
Mode	Average Fleet Age in Years		
Demand Response	7.9		