

2023 Annual Agency Profile - Omaha Tribe of Nebraska (NTD ID 77077)

Mailing Address: 911 N MAIN RD
MACY, NE

Website:

Geographic Coverage

Primary Urbanized/Rural Area Nebraska Non-UZA
Other Areas Served:

Assets

Revenue Vehicles 7
Service Vehicles
Facilities 1

Service Consumed

Annual Unlinked Trips (UPT) 10,179

Service Supplied

Annual Vehicle Revenue Miles (VRM) 329,415
Annual Vehicle Revenue Hours (VRH) 8,810
Vehicles Operated in Maximum Service (VOMS) 7

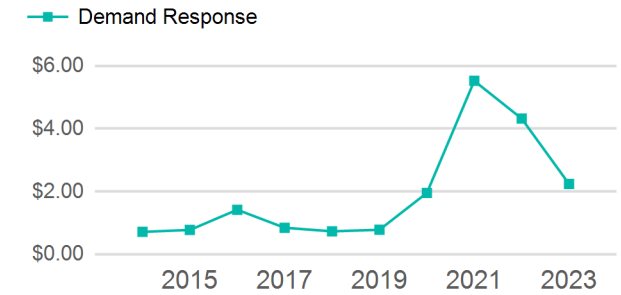
Modal Characteristics

Mode	Annual Unlinked Passenger Trips	Directly Operated VOMS	Purchased Transportation VOMS	Annual Vehicle Revenue Miles	Annual Vehicle Revenue Hours
Demand Response	10,179	7	0	329,415	8,810
Total	10,179	7	0	329,415	8,810

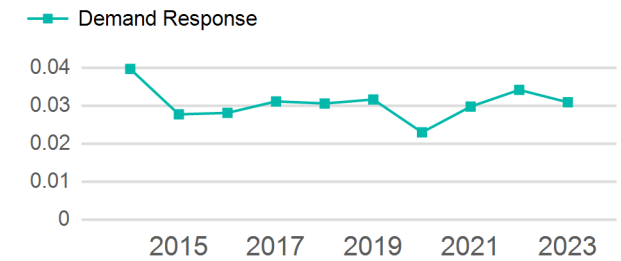
Metrics

Mode	Service Efficiency		Service Effectiveness		
	OE per VRM	OE per VRH	UPT per VRM	UPT per VRH	OE per UPT
Demand Response	\$2.24	\$83.81	0.0	1.2	\$72.54
Total	\$2.24	\$83.81	0.0	1.2	\$72.54

Operating Expenses per Vehicle Revenue Mile



Unlinked Passenger Trip per Vehicle Revenue Mile



2023 Annual Agency Profile - Omaha Tribe of Nebraska (NTD ID 77077)

2023 Funding Breakdown

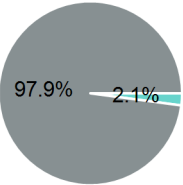
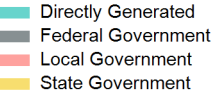
Summary of Operating Expenses (OE)

Sources of Operating Funds Expended

Operating Funding Sources

Mode	Operating Expenses	Fare Revenues
Demand Response	\$738,338	\$0
Total	\$738,338	\$0

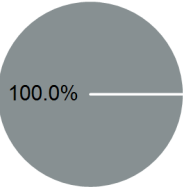
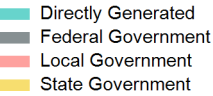
Directly Generated	\$15,555
Federal Government	\$722,783
Local Government	\$0
State Government	\$0
Total Operating Funds Expended	\$738,338



Capital Funding Sources

Sources of Capital Funds Expended

Directly Generated	\$0
Federal Government	\$106,146
Local Government	\$0
State Government	\$0
Total Capital Funds Expended	\$106,146



2023 Asset Management

Transit Asset Management (TAM) Tier Tier II

TAM Sponsor NTD ID

Metrics

Mode	Average Fleet Age in Years
Demand Response	5.0