

2023 Annual Agency Profile - City of Crawford (NTD ID 70247)

Mailing Address: 135 ELM ST
CRAWFORD, NE

Website: n/a

Service Consumed

Annual Unlinked Trips (UPT) 4,343

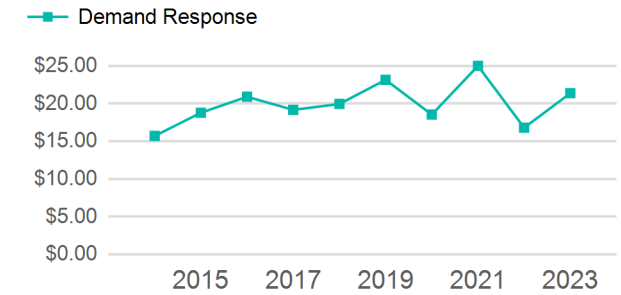
Assets

Revenue Vehicles 3
Service Vehicles
Facilities

Service Supplied

Annual Vehicle Revenue Miles (VRM) 10,191
Annual Vehicle Revenue Hours (VRH) 1,197
Vehicles Operated in Maximum Service (VOMS) 2

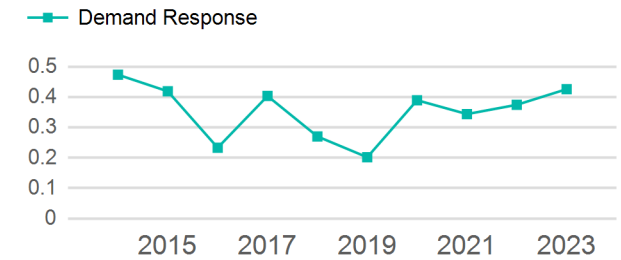
Operating Expenses per Vehicle Revenue Mile



Modal Characteristics

Mode	Annual Unlinked Passenger Trips	Directly Operated VOMS	Purchased Transportation VOMS	Annual Vehicle Revenue Miles	Annual Vehicle Revenue Hours
Demand Response	4,343	2	0	10,191	1,197
Total	4,343	2	0	10,191	1,197

Unlinked Passenger Trip per Vehicle Revenue Mile



Metrics

Mode	Service Efficiency		Service Effectiveness		
	OE per VRM	OE per VRH	UPT per VRM	UPT per VRH	OE per UPT
Demand Response	\$9.11	\$77.56	0.4	3.6	\$21.38
Total	\$9.11	\$77.56	0.4	3.6	\$21.38

2023 Annual Agency Profile - City of Crawford (NTD ID 70247)

2023 Funding Breakdown

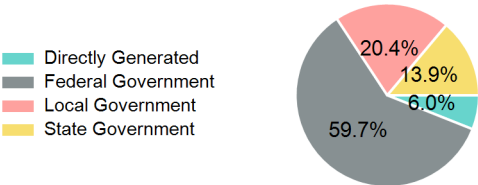
Summary of Operating Expenses (OE)

Sources of Operating Funds Expended

Operating Funding Sources

Mode	Operating Expenses	Fare Revenues
Demand Response	\$92,844	\$0
Total	\$92,844	\$0

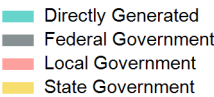
Directly Generated	\$5,580
Federal Government	\$55,435
Local Government	\$18,969
State Government	\$12,860
Total Operating Funds Expended	\$92,844



Capital Funding Sources

Sources of Capital Funds Expended

Directly Generated	\$0
Federal Government	\$0
Local Government	\$0
State Government	\$0
Total Capital Funds Expended	\$0



2023 Asset Management

Transit Asset Management (TAM) Tier	Tier II	TAM Sponsor NTD ID	7R04
Metrics			
Mode	Average Fleet Age in Years		
Demand Response	10.3		