

2023 Annual Agency Profile - City of Russell (NTD ID 70241)

Mailing Address: 339 E 8TH ST
RUSSELL, KS

Website: <http://www.russellcity.org/188/Public-Transit-Program>

Service Consumed

Annual Unlinked Trips (UPT) 13,164

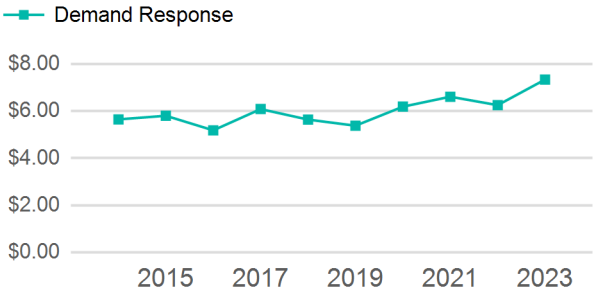
Assets

Revenue Vehicles 3
Service Vehicles
Facilities

Service Supplied

Annual Vehicle Revenue Miles (VRM) 21,460
Annual Vehicle Revenue Hours (VRH) 1,740
Vehicles Operated in Maximum Service (VOMS) 2

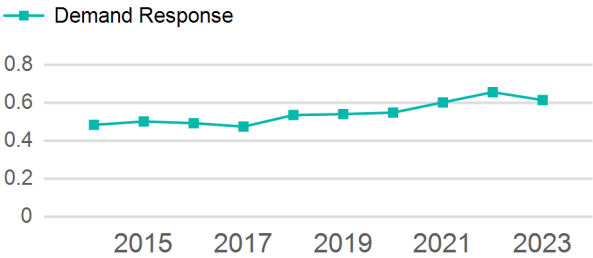
Operating Expenses per Vehicle Revenue Mile



Modal Characteristics

Mode	Annual Unlinked Passenger Trips	Directly Operated VOMS	Purchased Transportation VOMS	Annual Vehicle Revenue Miles	Annual Vehicle Revenue Hours
Demand Response	13,164	2	0	21,460	1,740
Total	13,164	2	0	21,460	1,740

Unlinked Passenger Trip per Vehicle Revenue Mile



Metrics

Mode	OE per VRM	OE per VRH	UPT per VRM	UPT per VRH	OE per UPT
Demand Response	\$4.50	\$55.49	0.6	7.6	\$7.33
Total	\$4.50	\$55.49	0.6	7.6	\$7.33

2023 Annual Agency Profile - City of Russell (NTD ID 70241)

2023 Funding Breakdown

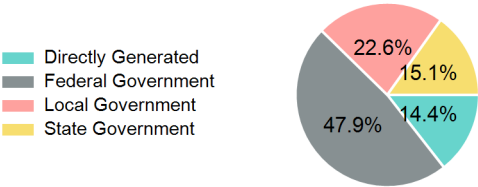
Summary of Operating Expenses (OE)

Sources of Operating Funds Expended

Operating Funding Sources

Mode	Operating Expenses	Fare Revenues
Demand Response	\$96,557	\$0
Total	\$96,557	\$0

Directly Generated	\$13,908
Federal Government	\$46,219
Local Government	\$21,858
State Government	\$14,572
Total Operating Funds Expended	\$96,557



Capital Funding Sources

Sources of Capital Funds Expended

Directly Generated	\$0
Federal Government	\$0
Local Government	\$0
State Government	\$0
Total Capital Funds Expended	\$0



2023 Asset Management

Transit Asset Management (TAM) Tier	Tier II	TAM Sponsor NTD ID	7R02
Metrics			
Mode	Average Fleet Age in Years		
Demand Response	7.7		