

# 2023 Annual Agency Profile - Harvey County (NTD ID 70238)

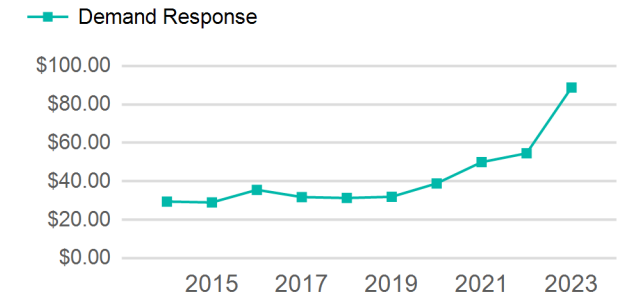
**Mailing Address:** 120 E 7TH ST  
NEWTON, KS

**Website:** <https://www.harveycounty.com/departments/transportation.html>

## Service Consumed

Annual Unlinked Trips (UPT) 4,602

## Operating Expenses per Vehicle Revenue Mile



## Assets

Revenue Vehicles 5  
Service Vehicles  
Facilities

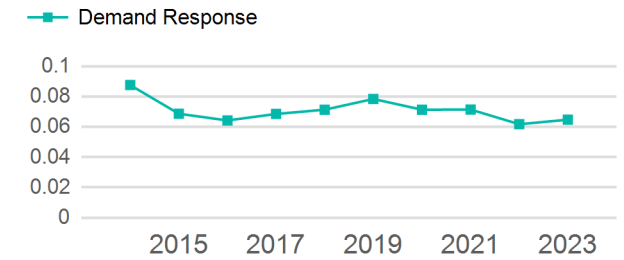
## Service Supplied

Annual Vehicle Revenue Miles (VRM) 71,058  
Annual Vehicle Revenue Hours (VRH) 3,045  
Vehicles Operated in Maximum Service (VOMS) 5

## Modal Characteristics

Mode	Annual Unlinked Passenger Trips	Directly Operated VOMS	Purchased Transportation VOMS	Annual Vehicle Revenue Miles	Annual Vehicle Revenue Hours
Demand Response	4,602	5	0	71,058	3,045
<b>Total</b>	<b>4,602</b>	<b>5</b>	<b>0</b>	<b>71,058</b>	<b>3,045</b>

## Unlinked Passenger Trip per Vehicle Revenue Mile



## Metrics

Mode	Service Efficiency		Service Effectiveness		
	OE per VRM	OE per VRH	UPT per VRM	UPT per VRH	OE per UPT
Demand Response	\$5.75	\$134.11	0.1	1.5	\$88.74
<b>Total</b>	<b>\$5.75</b>	<b>\$134.11</b>	<b>0.1</b>	<b>1.5</b>	<b>\$88.74</b>

2023 Annual Agency Profile - Harvey County (NTD ID 70238)

2023 Funding Breakdown

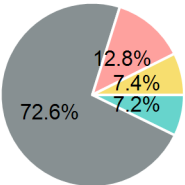
Summary of Operating Expenses (OE)

Sources of Operating Funds Expended

Operating Funding Sources

Mode	Operating Expenses	Fare Revenues
Demand Response	\$408,368	\$0
Total	\$408,368	\$0

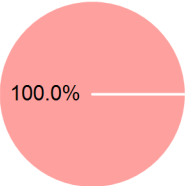
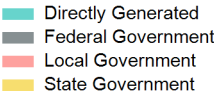
Directly Generated	\$29,464
Federal Government	\$296,644
Local Government	\$52,237
State Government	\$30,023
Total Operating Funds Expended	\$408,368



Capital Funding Sources

Sources of Capital Funds Expended

Directly Generated	\$0
Federal Government	\$0
Local Government	\$8,106
State Government	\$0
Total Capital Funds Expended	\$8,106



2023 Asset Management

Transit Asset Management (TAM) Tier	Tier II	TAM Sponsor NTD ID	7R02
Metrics			
Mode	Average Fleet Age in Years		
Demand Response	9.8		