

2023 Annual Agency Profile - South Central Kansas Area Agency on Aging (NTD ID 70235)

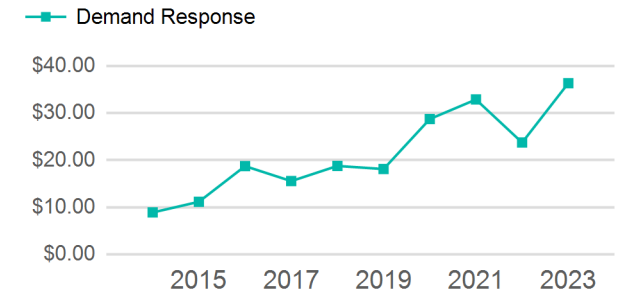
Mailing Address: 700 GARY ST STE C
WINFIELD, KS

Website: <https://ksrides.org/cowley-county-public-transportation>

Service Consumed

Annual Unlinked Trips (UPT) 7,269

Operating Expenses per Vehicle Revenue Mile



Assets

Revenue Vehicles 5
Service Vehicles
Facilities

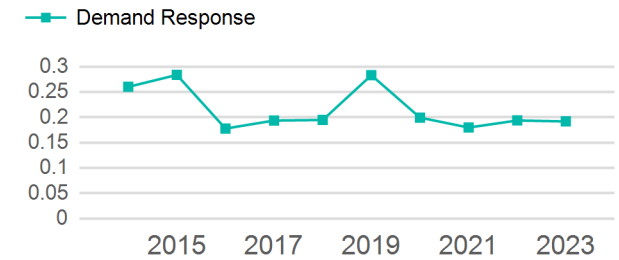
Service Supplied

Annual Vehicle Revenue Miles (VRM) 37,871
Annual Vehicle Revenue Hours (VRH) 2,967
Vehicles Operated in Maximum Service (VOMS) 5

Modal Characteristics

Mode	Annual Unlinked Passenger Trips	Directly Operated VOMS	Purchased Transportation VOMS	Annual Vehicle Revenue Miles	Annual Vehicle Revenue Hours
Demand Response	7,269	5	0	37,871	2,967
Total	7,269	5	0	37,871	2,967

Unlinked Passenger Trip per Vehicle Revenue Mile



Metrics

Mode	Service Efficiency		Service Effectiveness		
	OE per VRM	OE per VRH	UPT per VRM	UPT per VRH	OE per UPT
Demand Response	\$6.97	\$89.02	0.2	2.4	\$36.33
Total	\$6.97	\$89.02	0.2	2.4	\$36.33

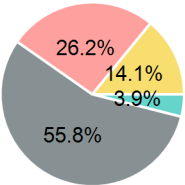
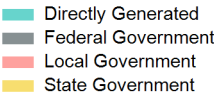
2023 Annual Agency Profile - South Central Kansas Area Agency on Aging (NTD ID 70235)

2023 Funding Breakdown

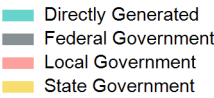
Summary of Operating Expenses (OE)

Sources of Operating Funds Expended

Operating Funding Sources



Capital Funding Sources



Sources of Capital Funds Expended

Directly Generated	\$0
Federal Government	\$0
Local Government	\$0
State Government	\$0

Total Capital Funds Expended \$0

Directly Generated	\$10,368
Federal Government	\$147,317
Local Government	\$69,306
State Government	\$37,117
Total Operating Funds Expended	\$264,108

Mode	Operating Expenses	Fare Revenues
Demand Response	\$264,108	\$0
Total	\$264,108	\$0

2023 Asset Management

Transit Asset Management (TAM) Tier	Tier II	TAM Sponsor NTD ID	7R02
Metrics			

Mode	Average Fleet Age in Years
Demand Response	7.6