

2023 Annual Agency Profile - South Central Kansas Area Agency on Aging (NTD ID 70228)

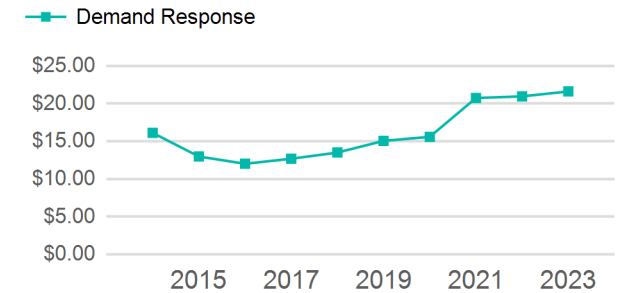
Mailing Address: 201 N JENNINGS AVE
ANTHONY, KS

Website: <https://www.harpercountyks.gov/aging-transportation>

Service Consumed

Annual Unlinked Trips (UPT) 8,315

Operating Expenses per Vehicle Revenue Mile



Assets

Revenue Vehicles 5
Service Vehicles
Facilities

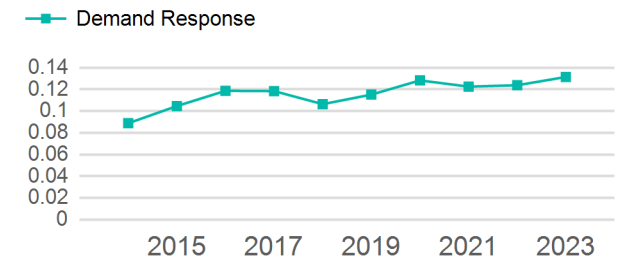
Service Supplied

Annual Vehicle Revenue Miles (VRM) 63,244
Annual Vehicle Revenue Hours (VRH) 3,511
Vehicles Operated in Maximum Service (VOMS) 3

Modal Characteristics

Mode	Annual Unlinked Passenger Trips	Directly Operated VOMS	Purchased Transportation VOMS	Annual Vehicle Revenue Miles	Annual Vehicle Revenue Hours
Demand Response	8,315	3	0	63,244	3,511
Total	8,315	3	0	63,244	3,511

Unlinked Passenger Trip per Vehicle Revenue Mile



Metrics

Mode	Service Efficiency		Service Effectiveness		
	OE per VRM	OE per VRH	UPT per VRM	UPT per VRH	OE per UPT
Demand Response	\$2.84	\$51.18	0.1	2.4	\$21.61
Total	\$2.84	\$51.18	0.1	2.4	\$21.61

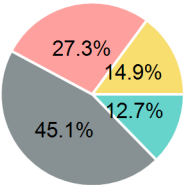
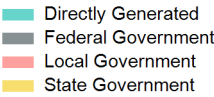
2023 Annual Agency Profile - South Central Kansas Area Agency on Aging (NTD ID 70228)

2023 Funding Breakdown

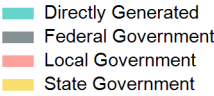
Summary of Operating Expenses (OE)

Sources of Operating Funds Expended

Operating Funding Sources



Capital Funding Sources



Sources of Capital Funds Expended

Directly Generated	\$0
Federal Government	\$0
Local Government	\$0
State Government	\$0

Total Capital Funds Expended \$0

2023 Asset Management

Transit Asset Management (TAM) Tier

Tier II

TAM Sponsor NTD ID

7R02

Metrics

Mode

Average Fleet Age in Years

Demand Response

7.6