

2023 Annual Agency Profile - Franklin County (NTD ID 70225)

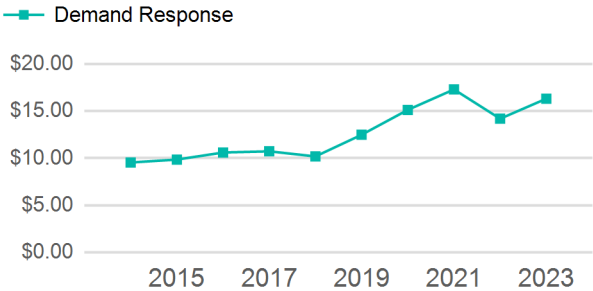
Mailing Address: 114 W 2ND STREET
OTTAWA, KS

Website: <https://ksrides.org/franklin-county-public-transportation/>

Service Consumed

Annual Unlinked Trips (UPT) 10,453

Operating Expenses per Vehicle Revenue Mile



Assets

Service Supplied

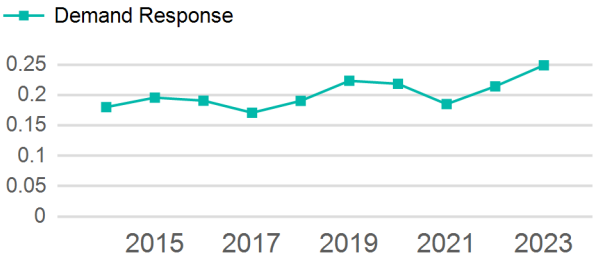
Revenue Vehicles 4
Service Vehicles
Facilities

Annual Vehicle Revenue Miles (VRM) 41,963
Annual Vehicle Revenue Hours (VRH) 3,654
Vehicles Operated in Maximum Service (VOMS) 4

Modal Characteristics

Mode	Annual Unlinked Passenger Trips	Directly Operated VOMS	Purchased Transportation VOMS	Annual Vehicle Revenue Miles	Annual Vehicle Revenue Hours
Demand Response	10,453	4	0	41,963	3,654
Total	10,453	4	0	41,963	3,654

Unlinked Passenger Trip per Vehicle Revenue Mile



Metrics

Mode	OE per VRM	OE per VRH	UPT per VRM	UPT per VRH	OE per UPT
Demand Response	\$4.06	\$46.65	0.2	2.9	\$16.31
Total	\$4.06	\$46.65	0.2	2.9	\$16.31

2023 Annual Agency Profile - Franklin County (NTD ID 70225)

2023 Funding Breakdown

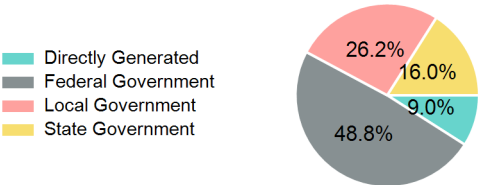
Summary of Operating Expenses (OE)

Sources of Operating Funds Expended

Operating Funding Sources

Mode	Operating Expenses	Fare Revenues
Demand Response	\$170,474	\$0
Total	\$170,474	\$0

Directly Generated	\$15,370
Federal Government	\$83,168
Local Government	\$44,659
State Government	\$27,277
Total Operating Funds Expended	\$170,474



Capital Funding Sources

Sources of Capital Funds Expended

Directly Generated	\$0
Federal Government	\$0
Local Government	\$0
State Government	\$0
Total Capital Funds Expended	\$0



2023 Asset Management

Transit Asset Management (TAM) Tier	Tier II	TAM Sponsor NTD ID	7R02
Metrics			

Mode	Average Fleet Age in Years
Demand Response	7.8