

2023 Annual Agency Profile - Nemaha County (NTD ID 70213)

Mailing Address: 607 NEMAHA ST  
SENECA, KS

Website: <http://nemahacountypublictransit.org>

Service Consumed

Annual Unlinked Trips (UPT) 19,354

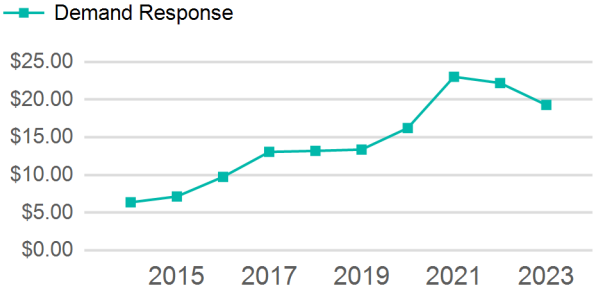
Assets

Revenue Vehicles 7  
Service Vehicles  
Facilities

Service Supplied

Annual Vehicle Revenue Miles (VRM) 89,663  
Annual Vehicle Revenue Hours (VRH) 4,596  
Vehicles Operated in Maximum Service (VOMS) 7

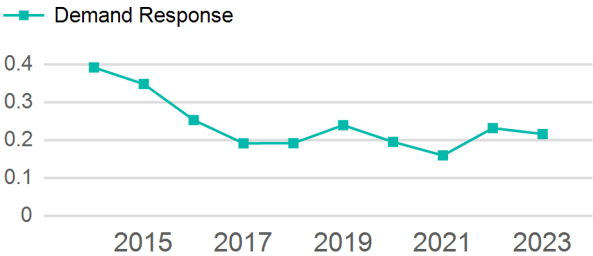
Operating Expenses per Vehicle Revenue Mile



Modal Characteristics

Mode	Annual Unlinked Passenger Trips	Directly Operated VOMS	Purchased Transportation VOMS	Annual Vehicle Revenue Miles	Annual Vehicle Revenue Hours
Demand Response	19,354	7	0	89,663	4,596
Total	19,354	7	0	89,663	4,596

Unlinked Passenger Trip per Vehicle Revenue Mile



Metrics	Service Efficiency		Service Effectiveness		
Mode	OE per VRM	OE per VRH	UPT per VRM	UPT per VRH	OE per UPT
Demand Response	\$4.16	\$81.22	0.2	4.2	\$19.29
Total	\$4.16	\$81.22	0.2	4.2	\$19.29

2023 Annual Agency Profile - Nemaha County (NTD ID 70213)

2023 Funding Breakdown

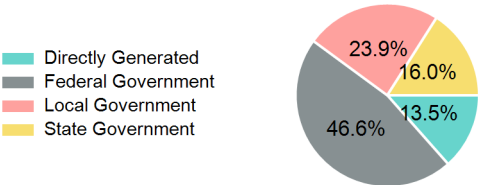
Summary of Operating Expenses (OE)

Sources of Operating Funds Expended

Operating Funding Sources

Mode	Operating Expenses	Fare Revenues
Demand Response	\$373,278	\$0
Total	\$373,278	\$0

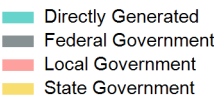
Directly Generated	\$50,228
Federal Government	\$174,012
Local Government	\$89,390
State Government	\$59,648
Total Operating Funds Expended	\$373,278



Capital Funding Sources

Sources of Capital Funds Expended

Directly Generated	\$0
Federal Government	\$0
Local Government	\$0
State Government	\$0
Total Capital Funds Expended	\$0



2023 Asset Management

Transit Asset Management (TAM) Tier	Tier II	TAM Sponsor NTD ID	7R02
Metrics			
Mode	Average Fleet Age in Years		
Demand Response	7.7		