

2023 Annual Agency Profile - Anderson County (NTD ID 70204)

Mailing Address: 100 E 4TH AVE
GARNETT, KS

Website: <https://kutc.ku.edu/co-council-aging-public-transportation>

Service Consumed

Annual Unlinked Trips (UPT) 6,901

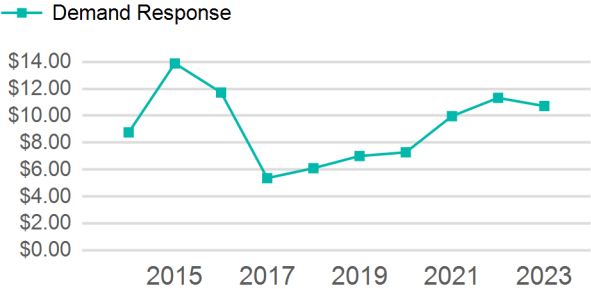
Assets

Revenue Vehicles 2
Service Vehicles
Facilities

Service Supplied

Annual Vehicle Revenue Miles (VRM) 12,548
Annual Vehicle Revenue Hours (VRH) 2,045
Vehicles Operated in Maximum Service (VOMS) 2

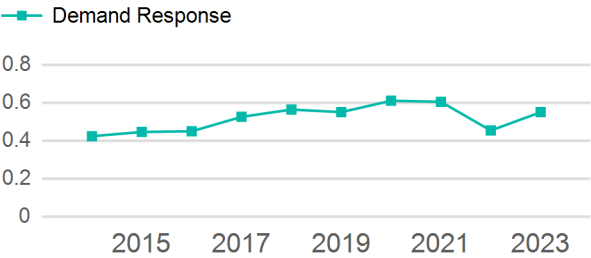
Operating Expenses per Vehicle Revenue Mile



Modal Characteristics

Mode	Annual Unlinked Passenger Trips	Directly Operated VOMS	Purchased Transportation VOMS	Annual Vehicle Revenue Miles	Annual Vehicle Revenue Hours
Demand Response	6,901	2	0	12,548	2,045
Total	6,901	2	0	12,548	2,045

Unlinked Passenger Trip per Vehicle Revenue Mile



Metrics

	Service Efficiency		Service Effectiveness		
Mode	OE per VRM	OE per VRH	UPT per VRM	UPT per VRH	OE per UPT

Demand Response	\$5.90	\$36.18	0.5	3.4	\$10.72
Total	\$5.90	\$36.18	0.5	3.4	\$10.72

2023 Annual Agency Profile - Anderson County (NTD ID 70204)

2023 Funding Breakdown

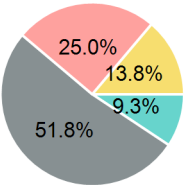
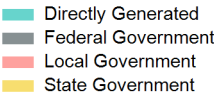
Summary of Operating Expenses (OE)

Mode	Operating Expenses	Fare Revenues
Demand Response	\$73,987	\$0
Total	\$73,987	\$0

Sources of Operating Funds Expended

Directly Generated	\$6,892
Federal Government	\$38,348
Local Government	\$18,528
State Government	\$10,219
Total Operating Funds Expended	\$73,987

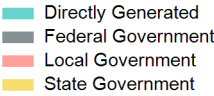
Operating Funding Sources



Capital Funding Sources

Sources of Capital Funds Expended

Directly Generated	\$0
Federal Government	\$0
Local Government	\$0
State Government	\$0
Total Capital Funds Expended	\$0



2023 Asset Management

Transit Asset Management (TAM) Tier	Tier II	TAM Sponsor NTD ID	7R02
Metrics			
Mode		Average Fleet Age in Years	
Demand Response		8.0	