

2023 Annual Agency Profile - Cambridge Memorial Hospital (NTD ID 70194)

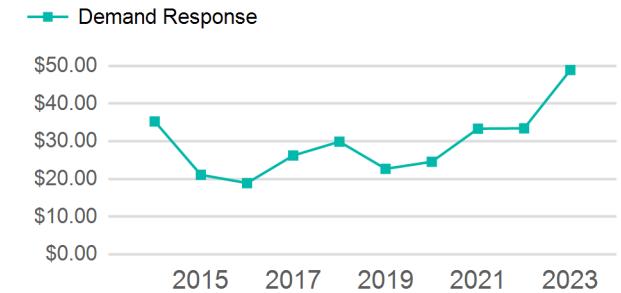
Mailing Address: 1305 HWY 6 & 34
CAMBRIDGE, NE

Website: <http://www.trivalleyhealth.com/PublicTransportation.aspx>

Service Consumed

Annual Unlinked Trips (UPT) 7,375

Operating Expenses per Vehicle Revenue Mile



Assets

Revenue Vehicles 7
Service Vehicles
Facilities

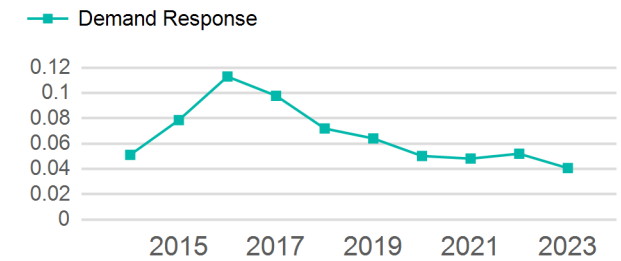
Service Supplied

Annual Vehicle Revenue Miles (VRM) 181,400
Annual Vehicle Revenue Hours (VRH) 6,699
Vehicles Operated in Maximum Service (VOMS) 6

Modal Characteristics

Mode	Annual Unlinked Passenger Trips	Directly Operated VOMS	Purchased Transportation VOMS	Annual Vehicle Revenue Miles	Annual Vehicle Revenue Hours
Demand Response	7,375	6	0	181,400	6,699
Total	7,375	6	0	181,400	6,699

Unlinked Passenger Trip per Vehicle Revenue Mile



Metrics

Mode	Service Efficiency		Service Effectiveness		
	OE per VRM	OE per VRH	UPT per VRM	UPT per VRH	OE per UPT
Demand Response	\$1.99	\$53.83	0.0	1.1	\$48.89
Total	\$1.99	\$53.83	0.0	1.1	\$48.89

2023 Annual Agency Profile - Cambridge Memorial Hospital (NTD ID 70194)

2023 Funding Breakdown

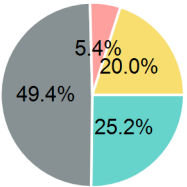
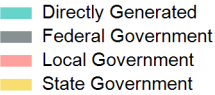
Summary of Operating Expenses (OE)

Sources of Operating Funds Expended

Operating Funding Sources

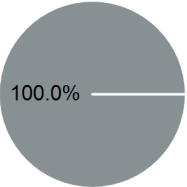
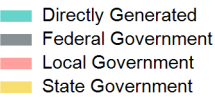
Mode	Operating Expenses	Fare Revenues
Demand Response	\$360,585	\$0
Total	\$360,585	\$0

Directly Generated	\$90,861
Federal Government	\$178,148
Local Government	\$19,330
State Government	\$72,246
Total Operating Funds Expended	\$360,585



Capital Funding Sources

Sources of Capital Funds Expended



Directly Generated	\$0
Federal Government	\$58,515
Local Government	\$0
State Government	\$0
Total Capital Funds Expended	\$58,515

2023 Asset Management

Transit Asset Management (TAM) Tier	Tier II	TAM Sponsor NTD ID	7R04
Metrics			

Mode	Average Fleet Age in Years
Demand Response	5.3