

2023 Annual Agency Profile - City of Plainview Handivan (NTD ID 70193)

Mailing Address: 209 W Locust
Plainview, NE

Website: <https://www.cityofplainviewne.com/home/where-do-i-go-for>

Service Consumed

Annual Unlinked Trips (UPT) 1,421

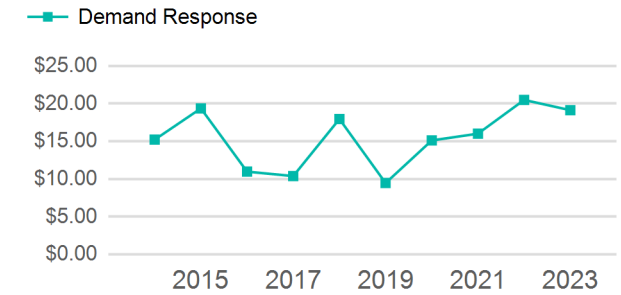
Assets

Revenue Vehicles 1
Service Vehicles
Facilities

Service Supplied

Annual Vehicle Revenue Miles (VRM) 5,703
Annual Vehicle Revenue Hours (VRH) 888
Vehicles Operated in Maximum Service (VOMS) 1

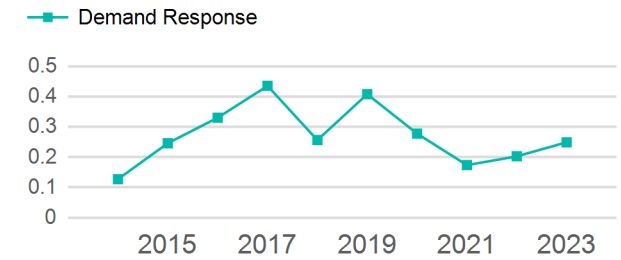
Operating Expenses per Vehicle Revenue Mile



Modal Characteristics

Mode	Annual Unlinked Passenger Trips	Directly Operated VOMS	Purchased Transportation VOMS	Annual Vehicle Revenue Miles	Annual Vehicle Revenue Hours
Demand Response	1,421	1	0	5,703	888
Total	1,421	1	0	5,703	888

Unlinked Passenger Trip per Vehicle Revenue Mile



Metrics

Mode	Service Efficiency		Service Effectiveness		
	OE per VRM	OE per VRH	UPT per VRM	UPT per VRH	OE per UPT
Demand Response	\$4.77	\$30.61	0.2	1.6	\$19.13
Total	\$4.77	\$30.61	0.2	1.6	\$19.13

2023 Annual Agency Profile - City of Plainview Handivan (NTD ID 70193)

2023 Funding Breakdown

Summary of Operating Expenses (OE)

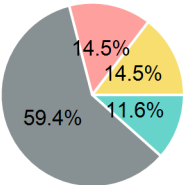
Sources of Operating Funds Expended

Operating Funding Sources

Mode	Operating Expenses	Fare Revenues
Demand Response	\$27,179	\$0
Total	\$27,179	\$0

Directly Generated	\$3,141
Federal Government	\$16,141
Local Government	\$3,946
State Government	\$3,951
Total Operating Funds Expended	\$27,179

- Directly Generated
- Federal Government
- Local Government
- State Government



Capital Funding Sources

Sources of Capital Funds Expended

Directly Generated	\$0
Federal Government	\$0
Local Government	\$0
State Government	\$0
Total Capital Funds Expended	\$0

- Directly Generated
- Federal Government
- Local Government
- State Government

2023 Asset Management

Transit Asset Management (TAM) Tier	Tier II	TAM Sponsor NTD ID	7R04
Metrics			
Mode	Average Fleet Age in Years		
Demand Response	12.0		