

2023 Annual Agency Profile - South Central Kansas Area Agency on Aging (NTD ID 70186)

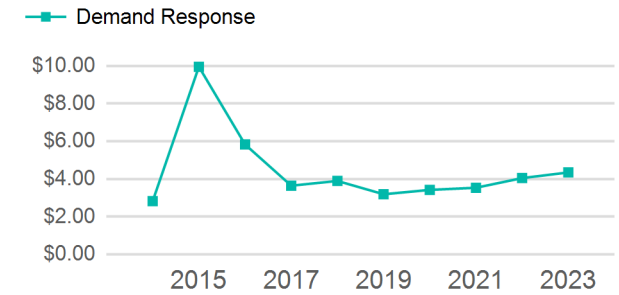
Mailing Address: 209 N OAK ST
EUREKA, KS

Website: <https://ksrides.org/greenwood-county-public-transportation/>

Service Consumed

Annual Unlinked Trips (UPT) 31,505

Operating Expenses per Vehicle Revenue Mile



Assets

Revenue Vehicles 5
Service Vehicles
Facilities

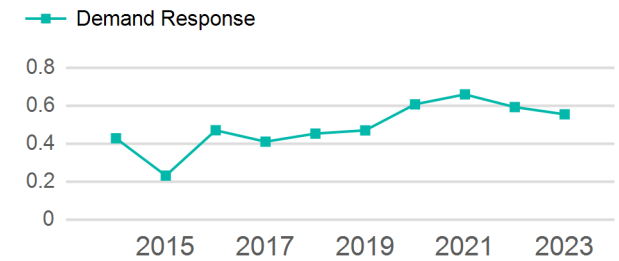
Service Supplied

Annual Vehicle Revenue Miles (VRM) 56,813
Annual Vehicle Revenue Hours (VRH) 5,058
Vehicles Operated in Maximum Service (VOMS) 5

Modal Characteristics

Mode	Annual Unlinked Passenger Trips	Directly Operated VOMS	Purchased Transportation VOMS	Annual Vehicle Revenue Miles	Annual Vehicle Revenue Hours
Demand Response	31,505	5	0	56,813	5,058
Total	31,505	5	0	56,813	5,058

Unlinked Passenger Trip per Vehicle Revenue Mile



Metrics

Mode	Service Efficiency		Service Effectiveness		
	OE per VRM	OE per VRH	UPT per VRM	UPT per VRH	OE per UPT
Demand Response	\$2.41	\$27.09	0.6	6.2	\$4.35
Total	\$2.41	\$27.09	0.6	6.2	\$4.35

2023 Annual Agency Profile - South Central Kansas Area Agency on Aging (NTD ID 70186)

2023 Funding Breakdown

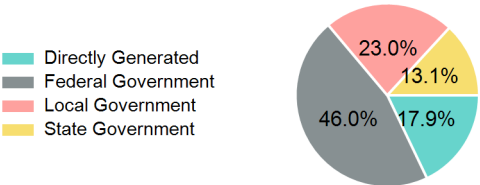
Summary of Operating Expenses (OE)

Sources of Operating Funds Expended

Operating Funding Sources

Mode	Operating Expenses	Fare Revenues
Demand Response	\$137,025	\$0
Total	\$137,025	\$0

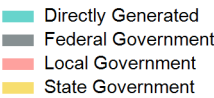
Directly Generated	\$24,513
Federal Government	\$62,993
Local Government	\$31,508
State Government	\$18,011
Total Operating Funds Expended	\$137,025



Capital Funding Sources

Sources of Capital Funds Expended

Directly Generated	\$0
Federal Government	\$0
Local Government	\$0
State Government	\$0
Total Capital Funds Expended	\$0



2023 Asset Management

Transit Asset Management (TAM) Tier	Tier II	TAM Sponsor NTD ID	7R02
Metrics			
Mode	Average Fleet Age in Years		
Demand Response	7.2		