

2023 Annual Agency Profile - South Central Kansas Area Agency on Aging (NTD ID 70180)

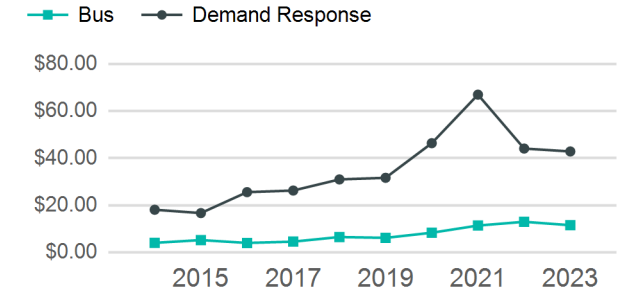
Mailing Address: 206 W 1ST AVE
HUTCHINSON, KS

Website: <https://www.sckaaa.org/reno-county/>

Service Consumed

Annual Unlinked Trips (UPT) 64,566

Operating Expenses per Vehicle Revenue Mile



Assets

Revenue Vehicles 18
Service Vehicles
Facilities 1

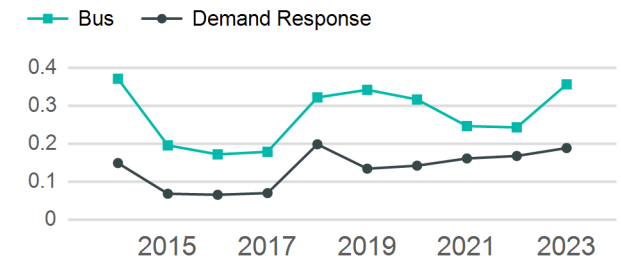
Service Supplied

Annual Vehicle Revenue Miles (VRM) 217,706
Annual Vehicle Revenue Hours (VRH) 19,919
Vehicles Operated in Maximum Service (VOMS) 10

Modal Characteristics

Mode	Annual Unlinked Passenger Trips	Directly Operated VOMS	Purchased Transportation VOMS	Annual Vehicle Revenue Miles	Annual Vehicle Revenue Hours
Bus	50,013	4	0	140,474	9,069
Demand Response	14,553	6	0	77,232	10,850
Total	64,566	10	0	217,706	19,919

Unlinked Passenger Trip per Vehicle Revenue Mile



Metrics

Mode	Service Efficiency		Service Effectiveness		
	OE per VRM	OE per VRH	UPT per VRM	UPT per VRH	OE per UPT
Bus	\$4.11	\$63.74	0.4	5.5	\$11.56
Demand Response	\$8.08	\$57.48	0.2	1.3	\$42.86
Total	\$5.52	\$60.33	0.3	3.2	\$18.61

2023 Annual Agency Profile - South Central Kansas Area Agency on Aging (NTD ID 70180)

2023 Funding Breakdown

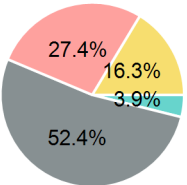
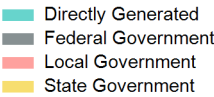
Summary of Operating Expenses (OE)

Sources of Operating Funds Expended

Operating Funding Sources

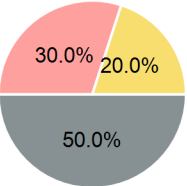
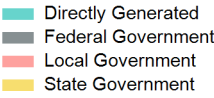
Mode	Operating Expenses	Fare Revenues
Bus	\$578,042	\$0
Demand Response	\$623,708	\$0
Total	\$1,201,750	\$0

Directly Generated	\$46,573
Federal Government	\$630,131
Local Government	\$329,039
State Government	\$196,007
Total Operating Funds Expended	\$1,201,750



Capital Funding Sources

Sources of Capital Funds Expended



Directly Generated	\$0
Federal Government	\$29,087
Local Government	\$17,452
State Government	\$11,635
Total Capital Funds Expended	\$58,174

2023 Asset Management

Transit Asset Management (TAM) Tier	Tier II	TAM Sponsor NTD ID	7R02
-------------------------------------	---------	--------------------	------

Metrics

Mode	Average Fleet Age in Years
Bus	5.6
Demand Response	6.2