

2023 Annual Agency Profile - City of Wilson (NTD ID 70171)

Mailing Address: 2407 AVENUE E
WILSON, KS

Website: <https://www.wilsonkansas.com/pview.aspx?id=56236&catid=905>

Service Consumed

Annual Unlinked Trips (UPT) 377

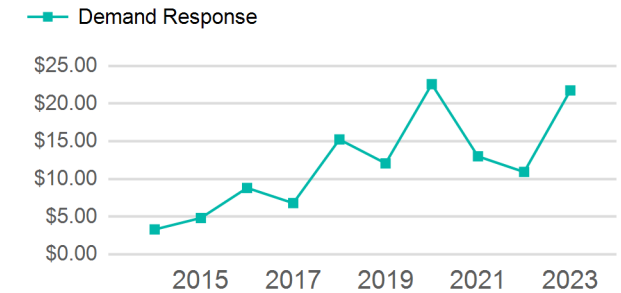
Assets

Revenue Vehicles 2
Service Vehicles
Facilities

Service Supplied

Annual Vehicle Revenue Miles (VRM) 4,230
Annual Vehicle Revenue Hours (VRH) 208
Vehicles Operated in Maximum Service (VOMS) 2

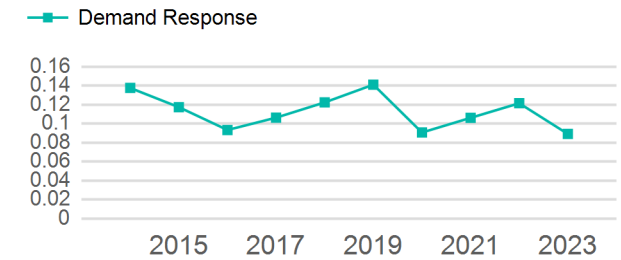
Operating Expenses per Vehicle Revenue Mile



Modal Characteristics

Mode	Annual Unlinked Passenger Trips	Directly Operated VOMS	Purchased Transportation VOMS	Annual Vehicle Revenue Miles	Annual Vehicle Revenue Hours
Demand Response	377	2	0	4,230	208
Total	377	2	0	4,230	208

Unlinked Passenger Trip per Vehicle Revenue Mile



Metrics

Mode	Service Efficiency		Service Effectiveness		
	OE per VRM	OE per VRH	UPT per VRM	UPT per VRH	OE per UPT
Demand Response	\$1.94	\$39.42	0.1	1.8	\$21.75
Total	\$1.94	\$39.42	0.1	1.8	\$21.75

2023 Annual Agency Profile - City of Wilson (NTD ID 70171)

2023 Funding Breakdown

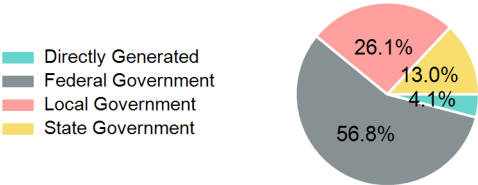
Summary of Operating Expenses (OE)

Sources of Operating Funds Expended

Operating Funding Sources

Mode	Operating Expenses	Fare Revenues
Demand Response	\$8,199	\$0
Total	\$8,199	\$0

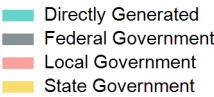
Directly Generated	\$333
Federal Government	\$4,660
Local Government	\$2,142
State Government	\$1,064
Total Operating Funds Expended	\$8,199



Capital Funding Sources

Sources of Capital Funds Expended

Directly Generated	\$0
Federal Government	\$0
Local Government	\$0
State Government	\$0
Total Capital Funds Expended	\$0



2023 Asset Management

Transit Asset Management (TAM) Tier	Tier II	TAM Sponsor NTD ID	7R02
Metrics			
Mode	Average Fleet Age in Years		
Demand Response	17.5		