

2023 Annual Agency Profile - Paola Senior Citizen Center, Inc. (NTD ID 70163)

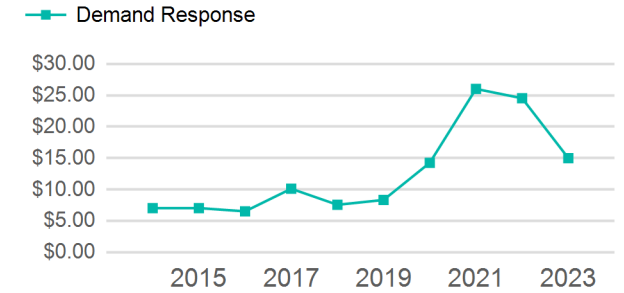
Mailing Address: 121 W WEA ST
PAOLA, KS

Website: <https://miamicountykansascouncilonaging.com/paola-senior-center/>

Service Consumed

Annual Unlinked Trips (UPT) 5,251

Operating Expenses per Vehicle Revenue Mile



Assets

Revenue Vehicles 2
Service Vehicles
Facilities

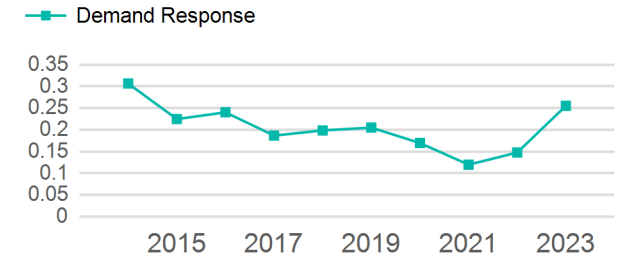
Service Supplied

Annual Vehicle Revenue Miles (VRM) 20,583
Annual Vehicle Revenue Hours (VRH) 1,188
Vehicles Operated in Maximum Service (VOMS) 2

Modal Characteristics

Mode	Annual Unlinked Passenger Trips	Directly Operated VOMS	Purchased Transportation VOMS	Annual Vehicle Revenue Miles	Annual Vehicle Revenue Hours
Demand Response	5,251	2	0	20,583	1,188
Total	5,251	2	0	20,583	1,188

Unlinked Passenger Trip per Vehicle Revenue Mile



	Service Efficiency		Service Effectiveness		
Mode	OE per VRM	OE per VRH	UPT per VRM	UPT per VRH	OE per UPT
Demand Response	\$3.83	\$66.34	0.3	4.4	\$15.01
Total	\$3.83	\$66.34	0.3	4.4	\$15.01

2023 Annual Agency Profile - Paola Senior Citizen Center, Inc. (NTD ID 70163)

2023 Funding Breakdown

Summary of Operating Expenses (OE)

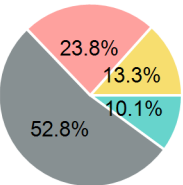
Sources of Operating Funds Expended

Operating Funding Sources

Mode	Operating Expenses	Fare Revenues
Demand Response	\$78,810	\$0
Total	\$78,810	\$0

Directly Generated	\$7,923
Federal Government	\$41,599
Local Government	\$18,773
State Government	\$10,515
Total Operating Funds Expended	\$78,810

- Directly Generated
- Federal Government
- Local Government
- State Government



Capital Funding Sources

Sources of Capital Funds Expended

Directly Generated	\$0
Federal Government	\$0
Local Government	\$0
State Government	\$0
Total Capital Funds Expended	\$0

- Directly Generated
- Federal Government
- Local Government
- State Government

2023 Asset Management

Transit Asset Management (TAM) Tier	Tier II	TAM Sponsor NTD ID	7R02
Metrics			

Mode	Average Fleet Age in Years
Demand Response	11.5