

2023 Annual Agency Profile - South Central Kansas Area Agency on Aging (NTD ID 70158)

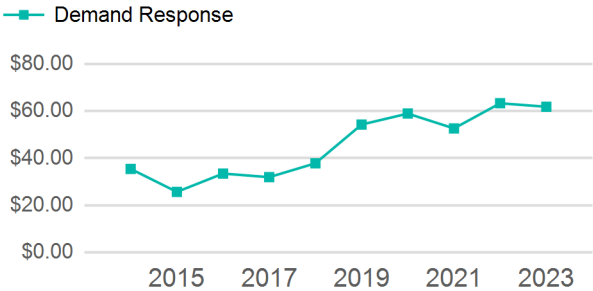
Mailing Address: 124 N MAIN ST
MOLINE, KS

Website: <https://www.sckaaa.org/elk-county/>

Service Consumed

Annual Unlinked Trips (UPT) 1,596

Operating Expenses per Vehicle Revenue Mile



Assets

Service Supplied

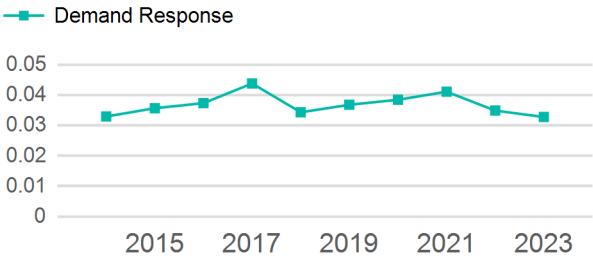
Revenue Vehicles 2
Service Vehicles
Facilities

Annual Vehicle Revenue Miles (VRM) 48,691
Annual Vehicle Revenue Hours (VRH) 2,248
Vehicles Operated in Maximum Service (VOMS) 2

Modal Characteristics

Mode	Annual Unlinked Passenger Trips	Directly Operated VOMS	Purchased Transportation VOMS	Annual Vehicle Revenue Miles	Annual Vehicle Revenue Hours
Demand Response	1,596	2	0	48,691	2,248
Total	1,596	2	0	48,691	2,248

Unlinked Passenger Trip per Vehicle Revenue Mile



Metrics

Mode	OE per VRM	OE per VRH	UPT per VRM	UPT per VRH	OE per UPT
Demand Response	\$2.03	\$43.89	0.0	0.7	\$61.82
Total	\$2.03	\$43.89	0.0	0.7	\$61.82

2023 Annual Agency Profile - South Central Kansas Area Agency on Aging (NTD ID 70158)

2023 Funding Breakdown

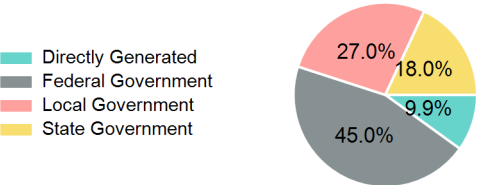
Summary of Operating Expenses (OE)

Sources of Operating Funds Expended

Operating Funding Sources

Mode	Operating Expenses	Fare Revenues
Demand Response	\$98,666	\$0
Total	\$98,666	\$0

Directly Generated	\$9,786
Federal Government	\$44,440
Local Government	\$26,664
State Government	\$17,776
Total Operating Funds Expended	\$98,666



Capital Funding Sources

Sources of Capital Funds Expended

Directly Generated	\$0
Federal Government	\$0
Local Government	\$0
State Government	\$0
Total Capital Funds Expended	\$0



2023 Asset Management

Transit Asset Management (TAM) Tier	Tier II	TAM Sponsor NTD ID	7R02
Metrics			

Mode	Average Fleet Age in Years
Demand Response	5.0