

2023 Annual Agency Profile - Ottawa County (NTD ID 70146)

Mailing Address: 817A ARGYLE AVE  
MINNEAPOLIS, KS

Website: <http://octapublictransit.org/>

Service Consumed

Annual Unlinked Trips (UPT) 5,643

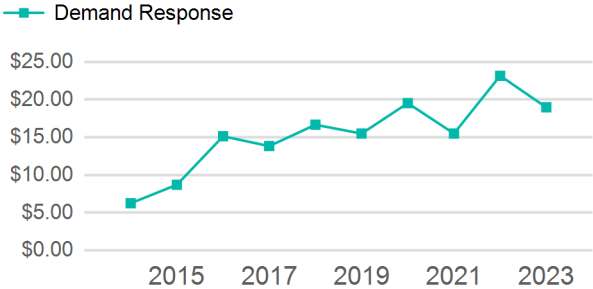
Assets

Revenue Vehicles 4  
Service Vehicles  
Facilities

Service Supplied

Annual Vehicle Revenue Miles (VRM) 61,945  
Annual Vehicle Revenue Hours (VRH) 3,630  
Vehicles Operated in Maximum Service (VOMS) 4

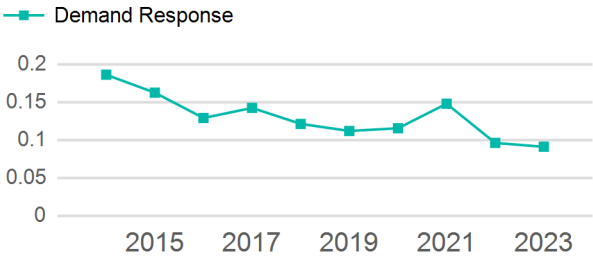
Operating Expenses per Vehicle Revenue Mile



Modal Characteristics

Mode	Annual Unlinked Passenger Trips	Directly Operated VOMS	Purchased Transportation VOMS	Annual Vehicle Revenue Miles	Annual Vehicle Revenue Hours
Demand Response	5,643	4	0	61,945	3,630
Total	5,643	4	0	61,945	3,630

Unlinked Passenger Trip per Vehicle Revenue Mile



Metrics	Service Efficiency		Service Effectiveness		
Mode	OE per VRM	OE per VRH	UPT per VRM	UPT per VRH	OE per UPT
Demand Response	\$1.73	\$29.48	0.1	1.6	\$18.96
Total	\$1.73	\$29.48	0.1	1.6	\$18.96

2023 Annual Agency Profile - Ottawa County (NTD ID 70146)

2023 Funding Breakdown

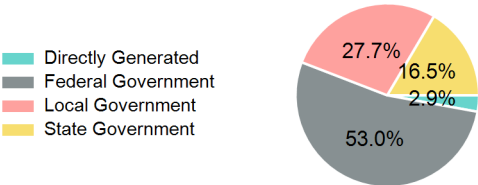
Summary of Operating Expenses (OE)

Sources of Operating Funds Expended

Operating Funding Sources

Mode	Operating Expenses	Fare Revenues
Demand Response	\$107,017	\$0
Total	\$107,017	\$0

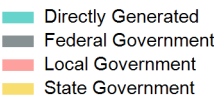
Directly Generated	\$3,069
Federal Government	\$56,700
Local Government	\$29,609
State Government	\$17,639
Total Operating Funds Expended	\$107,017



Capital Funding Sources

Sources of Capital Funds Expended

Directly Generated	\$0
Federal Government	\$0
Local Government	\$0
State Government	\$0
Total Capital Funds Expended	\$0



2023 Asset Management

Transit Asset Management (TAM) Tier	Tier II	TAM Sponsor NTD ID	7R02
Metrics			
Mode	Average Fleet Age in Years		
Demand Response	9.8		