

# 2023 Annual Agency Profile - Sunflower Diversified Services (NTD ID 70137)

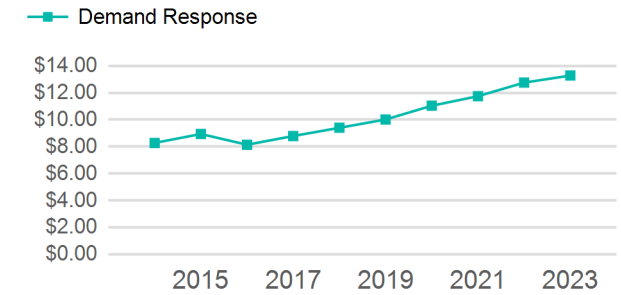
**Mailing Address:** 8823 4TH ST  
GREAT BEND, KS

**Website:** <https://www.sunflowerdiv.com/general-transportation>

## Service Consumed

Annual Unlinked Trips (UPT) 44,003

## Operating Expenses per Vehicle Revenue Mile



## Assets

Revenue Vehicles 10  
Service Vehicles  
Facilities

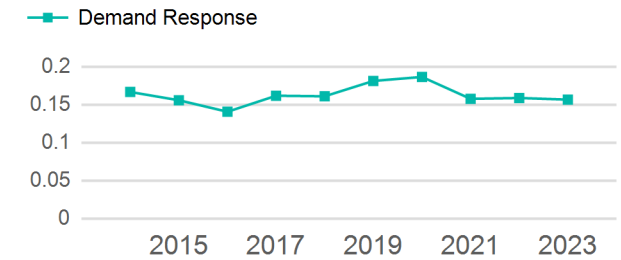
## Service Supplied

Annual Vehicle Revenue Miles (VRM) 280,909  
Annual Vehicle Revenue Hours (VRH) 19,619  
Vehicles Operated in Maximum Service (VOMS) 8

## Modal Characteristics

Mode	Annual Unlinked Passenger Trips	Directly Operated VOMS	Purchased Transportation VOMS	Annual Vehicle Revenue Miles	Annual Vehicle Revenue Hours
Demand Response	44,003	8	0	280,909	19,619
<b>Total</b>	<b>44,003</b>	<b>8</b>	<b>0</b>	<b>280,909</b>	<b>19,619</b>

## Unlinked Passenger Trip per Vehicle Revenue Mile



## Metrics

Mode	Service Efficiency		Service Effectiveness		
	OE per VRM	OE per VRH	UPT per VRM	UPT per VRH	OE per UPT
Demand Response	\$2.08	\$29.79	0.2	2.2	\$13.28
<b>Total</b>	<b>\$2.08</b>	<b>\$29.79</b>	<b>0.2</b>	<b>2.2</b>	<b>\$13.28</b>

2023 Annual Agency Profile - Sunflower Diversified Services (NTD ID 70137)

2023 Funding Breakdown

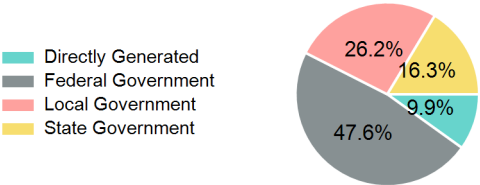
Summary of Operating Expenses (OE)

Sources of Operating Funds Expended

Operating Funding Sources

Mode	Operating Expenses	Fare Revenues
Demand Response	\$584,423	\$0
Total	\$584,423	\$0

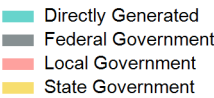
Directly Generated	\$57,848
Federal Government	\$277,984
Local Government	\$153,074
State Government	\$95,517
Total Operating Funds Expended	\$584,423



Capital Funding Sources

Sources of Capital Funds Expended

Directly Generated	\$0
Federal Government	\$0
Local Government	\$0
State Government	\$0
Total Capital Funds Expended	\$0



2023 Asset Management

Transit Asset Management (TAM) Tier	Tier II	TAM Sponsor NTD ID	7R02
Metrics			
Mode	Average Fleet Age in Years		
Demand Response	7.5		