

2023 Annual Agency Profile - OATS, Inc. (NTD ID 70133)

Mailing Address: 2501 MAGUIRE BLVD
Columbia, MO

Website: <http://www.oatstransit.org/>

Geographic Coverage

Primary Urbanized/Rural Area St. Louis, MO--IL
Service Area Population 3,698,562
Service Area Sq. Miles 50,155

Other Areas Served:

Lee's Summit, MO, Missouri Non-UZA, Jefferson City, MO, Columbia, MO, Joplin, MO, St. Joseph, MO--KS, Springfield, MO, Kansas City, MO--KS

Assets

Revenue Vehicles 703
Service Vehicles 16
Facilities 6

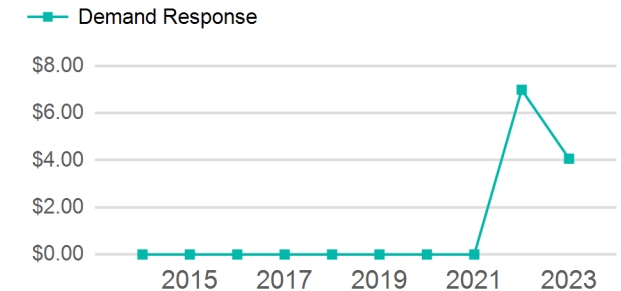
Service Consumed

Annual Unlinked Trips (UPT) 993,924

Service Supplied

Annual Vehicle Revenue Miles (VRM) 7,755,423
Annual Vehicle Revenue Hours (VRH) 441,137
Vehicles Operated in Maximum Service (VOMS) 368

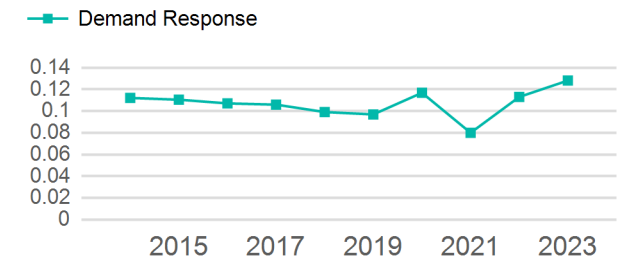
Operating Expenses per Vehicle Revenue Mile



Modal Characteristics

Mode	Annual Unlinked Passenger Trips	Directly Operated VOMS	Purchased Transportation VOMS	Annual Vehicle Revenue Miles	Annual Vehicle Revenue Hours
Demand Response	993,924	368	0	7,755,423	441,137
Total	993,924	368	0	7,755,423	441,137

Unlinked Passenger Trip per Vehicle Revenue Mile



Metrics

Mode	Service Efficiency		Service Effectiveness		
	OE per VRM	OE per VRH	UPT per VRM	UPT per VRH	OE per UPT
Demand Response	\$4.06	\$71.37	0.1	2.3	\$31.68
Total	\$4.06	\$71.37	0.1	2.3	\$31.68

2023 Annual Agency Profile - OATS, Inc. (NTD ID 70133)

2023 Funding Breakdown

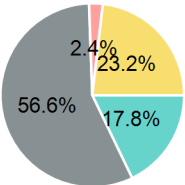
Summary of Operating Expenses (OE)

Mode	Operating Expenses	Fare Revenues
Demand Response	\$31,483,823	\$0
Total	\$31,483,823	\$0

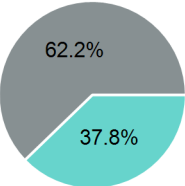
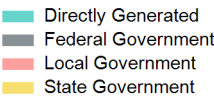
Sources of Operating Funds Expended

Directly Generated	\$5,617,607
Federal Government	\$17,816,973
Local Government	\$758,126
State Government	\$7,291,117
Total Operating Funds Expended	\$31,483,823

Operating Funding Sources



Capital Funding Sources



Sources of Capital Funds Expended

Directly Generated	\$183,412
Federal Government	\$301,792
Local Government	\$0
State Government	\$0
Total Capital Funds Expended	\$485,204

2023 Asset Management

Transit Asset Management (TAM) Tier	Tier I (Non-Fixed Route VOMS)	TAM Sponsor NTD ID	7R03
-------------------------------------	-------------------------------	--------------------	------

Metrics

Mode	Average Fleet Age in Years
Demand Response	8.8