

2023 Annual Agency Profile - Doniphan County (NTD ID 70132)

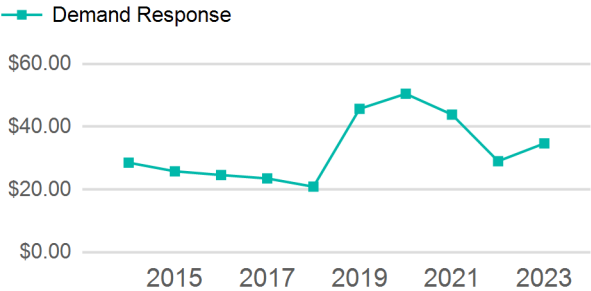
Mailing Address: 120 E CHESTNUT ST
TROY, KS

Website: <http://dpcountyks.com/directory/doniphan-county-aging-transportation-services/>

Service Consumed

Annual Unlinked Trips (UPT) 3,791

Operating Expenses per Vehicle Revenue Mile



Assets

Service Supplied

Revenue Vehicles 5

Service Vehicles

Facilities

Annual Vehicle Revenue Miles (VRM) 84,384

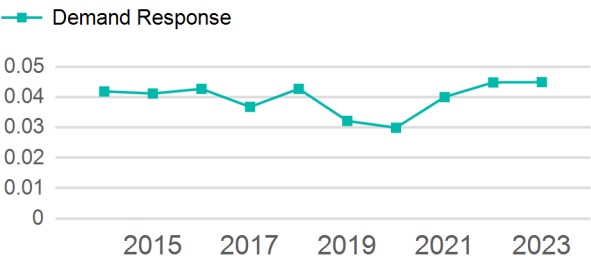
Annual Vehicle Revenue Hours (VRH) 1,501

Vehicles Operated in Maximum Service (VOMS) 5

Modal Characteristics

Mode	Annual Unlinked Passenger Trips	Directly Operated VOMS	Purchased Transportation VOMS	Annual Vehicle Revenue Miles	Annual Vehicle Revenue Hours
Demand Response	3,791	5	0	84,384	1,501
Total	3,791	5	0	84,384	1,501

Unlinked Passenger Trip per Vehicle Revenue Mile



Metrics

Mode	Service Efficiency		Service Effectiveness		
	OE per VRM	OE per VRH	UPT per VRM	UPT per VRH	OE per UPT
Demand Response	\$1.56	\$87.61	0.0	2.5	\$34.69
Total	\$1.56	\$87.61	0.0	2.5	\$34.69

2023 Annual Agency Profile - Doniphan County (NTD ID 70132)

2023 Funding Breakdown

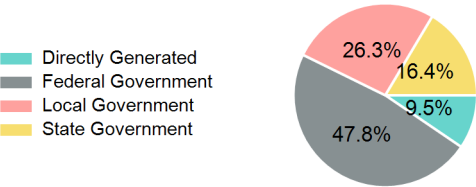
Summary of Operating Expenses (OE)

Sources of Operating Funds Expended

Operating Funding Sources

Mode	Operating Expenses	Fare Revenues
Demand Response	\$131,505	\$0
Total	\$131,505	\$0

Directly Generated	\$12,479
Federal Government	\$62,822
Local Government	\$34,605
State Government	\$21,599
Total Operating Funds Expended	\$131,505



Capital Funding Sources

Sources of Capital Funds Expended

Directly Generated	\$0
Federal Government	\$0
Local Government	\$0
State Government	\$0
Total Capital Funds Expended	\$0



2023 Asset Management

Transit Asset Management (TAM) Tier	Tier II	TAM Sponsor NTD ID	7R02
Metrics			
Mode	Average Fleet Age in Years		
Demand Response	5.8		